

## 慈溪宝慈轴承有限公司

地址：江苏省镇江市丹徒高新工业园区兴园路  
邮编：212000  
电话：0511-85901285  
传真：0511-85901236  
网址：www.cxebearing.com  
E-mail: sales@cxebearing.com info@cxebearing.com

## Cixi Baoci Bearing Co., Ltd.

Address: Xingyuan Road, Dantu High-tech Industrial Park,  
Zhenjiang City, Jiangsu  
Post: 212000  
Tel: 0511-85901285  
Fax: 0511-85901236  
Website: <http://www.cxebearing.com>  
Email: sales@cxebearing.com info@cxebearing.com

不锈钢轴承  
Stainless Steel Bearing



慈溪宝慈轴承有限公司  
CIXI BAOCI BEARING CO., LTD.



慈溪宝慈轴承有限公司专注于各类不锈钢轴承生产与销售，广泛应用于食品机械，化工机械，医疗机械以及其他防锈设备。公司现有生产线20余条，年产1500万套各类不锈钢轴承

公司拥有丰富的库存，能在最短的时间为客户提供轴承配套和个性化需求服务。我们始终把“质量好，服务优”作为企业生存发展的宗旨，以客户利益为上，与客户共同发展！

Cixi Baoci Bearing Co.,Ltd.specializes in the production and sales of various types of stainless-steel bearings, which are widely used in food machinery, chemical machinery, medical machinery and other antirust equipment. The company currently has more than 20 production lines, with an annual output of 15 million sets of various stainless-steel bearings.

The company maintains a rich inventory, enabling it to provide customers with bearing matching and personalized service in the shortest possible time. We always adhere to the principle of excellent quality and superior service as the foundation for the company's survival and development. We prioritize the interests of our customers and strive for common development with them!

## 不锈钢轴承 Stainless Steel Bearing

深沟球轴承 Deep Groove Ball Bearing	3~9
角接触轴承 Angular Contact Ball Bearing	10~11
双列球轴承 Double-Row Ball Bearing	12
双列角接触轴承 Double-Row Angular Contact Ball Bearing	13
平面推力球轴承 Thrust Ball Bearing	14
LR系列轴承 LR Series Bearing	15~16
调心球轴承 Self-aligning Ball Bearing	17~18
英制轴承 Inch Size Bearing	19~20
外球面轴承 Spherical Ball Bearing	21~27
圆锥滚子轴承 Tapered Roller Bearing	28

**精度** Tolerance

轴承的精度包括尺寸精度和旋转精度，尺寸精度是将轴承安装于轴或轴承箱时所要求的项目，它包括内径、外径、宽度、倒角尺寸公差或允许值。几何精度包括内径偏差、平均内径差、外径偏差、平均外径差、套圈端面平行差的允许值。旋转精度是规定旋转时振摆的，包括内圈及外圈径向摆动和轴向摆动，内圈侧摆及外径面垂直度公差范围。

轴承的精度等级从普通级0级到6级、5级、4级及2级，依次增高，下表1是中国GB307规定的精度等级与其他标准的比较。

Bearing tolerance includes dimensional tolerance and revolving tolerance, Dimensional tolerance is a request when bearings are mounted on shafts or in housings. It includes bore/outside diameter deviation from basic, inner ring/outer ring width deviation from basic and radius allowance. Geometric tolerance includes bore/outside diameter deviation in single plane, inner ring/outer ring width deviation in single radial plane. Revolving tolerance includes radial and axial runout of assembled bearing inner ring and outer ring, inner ring reference face runout with bore and outside cylindrical surface runout with outer reference face.

Tolerance class ranges from common class 0 to 6, 5, 4 and 2, from low to high, Table 1 below is the tolerance class stipulated in China GB307 and its comparison with some other standards.

表Table1 部分国家轴承精度等级对照表 Comparison Of Tolerance Class

国别	标准号	精度等级				
中国 CHINA	GB307	0(G)	6(E)	5(D)	4(C)	2(B)
ISO	ISO492	0	6	5	4	2
德国 GERMANY	DIN 620/2	P0	P6	P5	P4	P2
美国 USA	ANSI B3.14	ABEC1	ABEC3	ABEC5	ABEC7	ABEC9

**游隙** Clearance

轴承的游隙是指轴承在未安装于轴或轴承箱之前的状态下，固定内圈或外圈的一方，使未固定的套圈做径向或轴向移动时套圈的移动量。根据移动方向，可分为径向游隙和轴向游隙。

Bearing clearance means the value of displacement of the unfixed ring when it moves against the fixed ring in radial or axial direction before the bearing is mouted on a shaft or in a housing. According to the movement direction, it falls into radial clearance and axial clearance.

表Table2 单列深沟球轴承的径向游隙 Radial Clearance

轴承内径 (d) mm		C2		C0		C3		C4	
超过 over	到包括 incl	最小 Min	最大 Max	最小 Min	最大 Max	最小 Min	最大 Max	最小 Min	最大 Max
6	10	0	7	2	13	8	23	14	29
10	18	0	9	3	18	11	25	18	33
18	24	0	10	5	20	13	28	20	36
24	30	1	11	5	20	13	23	23	41
30	40	1	11	6	20	15	33	28	46
40	50	1	11	6	23	18	36	30	51

**振动** Vibration

轴承振动是指轴承零件随时间而变化的弹性变形及除轴承功能所必需的运动以外的其它一切偏离理论位置的运动，它分为振动加速度(dB)和振动速度(μm/s)。振动加速度分Z、Z1、Z2和Z3四级考核，其中Z级为基本级，Z1、Z2和Z3依次表示轴承振动水平由低到高，具体要求见表3。同样地，振动速度分为V、V1、V2和V3四级考核，V级为基本级，V、V1、V2和V3依次表示轴承振动水平由底到高，具体要求见表4。由于振动速度测量更能显现轴承的加工水平和体现轴承的内在质量，因而最为通用。

我们公司在对轴承振动速度值控制的同时，按电机轴承的要求，对轴承运转异声也实施严格的监控。

Bearing vibration means bearing components' elastic deformation that varies with time and all other movement that deviates from a theoretic position except that necessary to bearing functions. It has two modes-acceleration(dB) and velocity(μm/s), Vibration acceleration is examined according to Z,Z1,Z2, and Z3 values. Grade Z is fundamental,Z1,Z2&Z3 successively indicate the vibration level ranges from low to high. For detailed requirements,see Table3. Simlary, viaration velocity is examined as per

V,V1,V2&V3. Grade V is fundamental,V1,V2&V3 successively indicate the vibration level ranges from low to high. For details,see Table4. Generally, velocity examination is better than acceleration examination in that it can more reflect bearings' manufacturing level and bearings' inherent quality.

While our company keeps control of vibration velocity values, we also carry out vigorous control on abnormal noise from running bearings in test according to requirements of electric motor quality bearings.

表Table3 单个轴承振动加速度极限值 Vibration(acceleration) Limites For Single Bearing dB

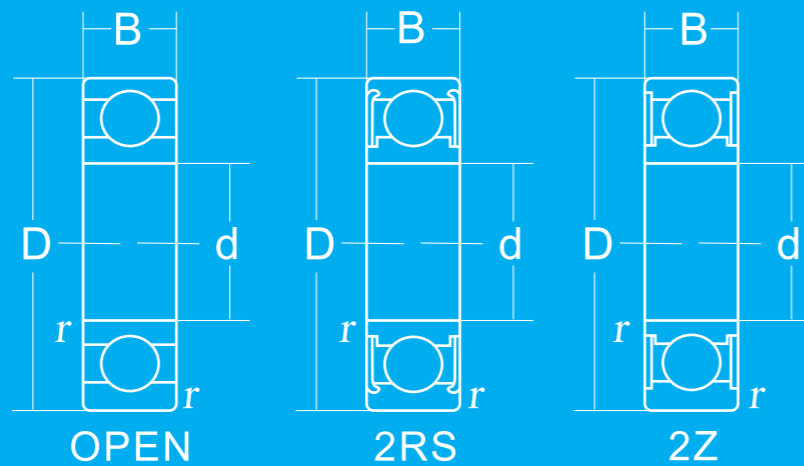
轴承公称外径 D/mm		直径系列0 Diameter Series 0					直径系列2 Diameter Series 2					直径系列3 Diameter Series 3				
>	≤	Z	Z1	Z2	Z3	Z4	Z	Z1	Z2	Z3	Z4	Z	Z1	Z2	Z3	Z4
10	15	36	33	30	27	24	36	33	30	27	24	41	37	33	29	25
15	20	37	34	31	28	25	37	34	31	28	25	42	38	34	34	26
20	25	38	35	32	29	26	40	37	33	29	26	43	39	35	31	27
25	30	39	36	33	30	27	41	38	34	30	27	44	40	36	31	27
30	40	41	38	35	32	29	42	39	36	33	30	46	42	38	33	29
40	50	43	40	37	34	31	44	41	38	35	32	48	44	40	35	31
50	60	45	42	39	36	33	46	43	40	37	34	50	46	42	37	33
60	70	48	45	42	38	35	49	46	42	39	36	52	48	44	39	35
70	80	50	47	44	40	37	51	48	44	41	38	54	50	46	41	37
80	90	52	49	46	42	39	53	50	46	43	40	57	53	48	43	39
90	100	54	51	48	44	41	55	52	48	45	42	59	55	50	45	41
100	110	56	53	50	46	43	59	54	50	47	44	61	57	52	47	43
110	120	58	55	52	48	45	60	56	52	49	46	63	59	54	49	45
120	130	60	58	54	50	47	62	58	54	51	48	65	61	56	51	47
130	140	63	60	56	52	49	64	60	56	53	50	67	63	58	53	49
140	150	65	62	58	54	51	67	63	59	55	52	69	65	60	55	51
150	160	67	64	60	56	53	69	65	61	57	54	71	67	62	57	53
160	170	69	66	62	58	55	71	67	63	59	56	73	69	64	59	55
170	180	71	68	64	60	57	73	69	65	61	58	75	71	66	61	57
180	190	73	70	66	62	59	76	71	67	63	60	77	73	68	63	59
190	200	77	74	70	64	61	78	74	69	65	62	79	75	70	65	61

表Table4 单个轴承振动速度极限值 Vibration(velocity) Limites For Single Bearing μm/s

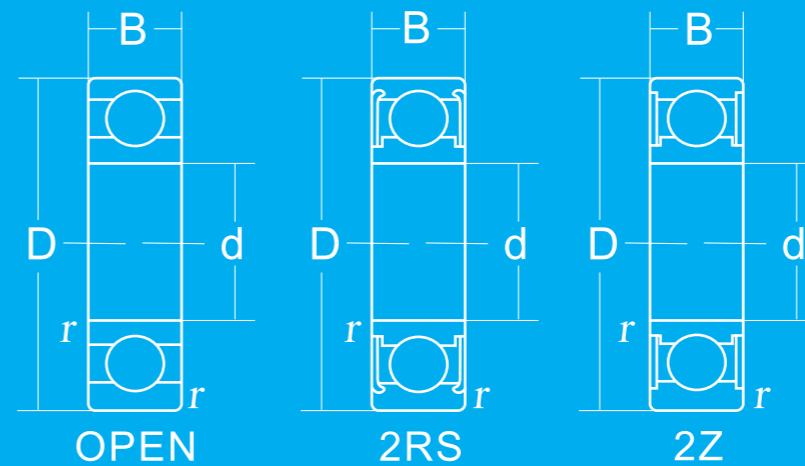
轴承公称外径 D		V			V1			V2			V3			V3		
>	≤	低频 low	中频 mid	高频 high	低频 low	中频 mid	高频 high	低频 low	中频 mid	高频 low	低频 low	中频 mid	高频 high	低频 low	中频 mid	高频 high
10	15	110	60	60	80	40	40	55	28	28	40	18	18	28	12	12
15	20	145	70	70	100	50	50	65	30	30	45	18	18	32	12	12
20	25	185	85	95	120	55	60	80	35	35	52	20	20	35	12	12
25	30	225	100	125	145	65	75	95	40	45	60	25	25	38	15	15
30	40	265	120	170	170	75	100	110	50	65	70	32	35	45	20	20
40	50	310	140	220	195	90	130	125	60	85	80	38	50	50	25	30
50	60	360	160	270	225	105	165	145	70	105	90	45	65	55	30	40
60	70	410	185	320	255	120	200	165	80	125	105	52	80	65	35	50
70	80	460	210	370	285	135	235	185	90	145	120	60	95	75	40	60
80	90	510	240	430	320	155	270	205	100	170	135	68	110	85	45	70
90	100	560	270	490	355	175	310	225	110	195	150	75	125	95	50	80
100	110	610	300	550	390	195	350	250	120	220	165	82	140	105	55	90
110	120	660	330	610	425	215	390	275	130	245	180	90	155	115	60	100
120	130	710	360	670	460	235	430	300	140	270	200	98	170	130	65	110
130	140	760	390	730	500	255	470	330	155	295	220	105	190	145	70	120
140	150	810	420	790	540	275	510	360	170	325	240	115	210	160	75	135
150	160	860	450	850	580	295	550	390	185	355	260	125	230	175	80	150
160	170	920	480	910	620	315	590	420	200	385	280	135	250	190	85	165
170	180	980	510	970	660	335	635	450	215	415	300	145	270	205	90	180
180	190	1040	540	1030	705	355	680	480	230	445	320	155	295	220	100	195
190	200	1100	570	1100	750	375	730	510	250	480	345	165	320	235	110	210



**不锈钢深沟球轴承**  
 Stainless Steel  
 Deep Groove Ball Bearing



**不锈钢深沟球轴承**  
 Stainless Steel  
 Deep Groove Ball Bearing

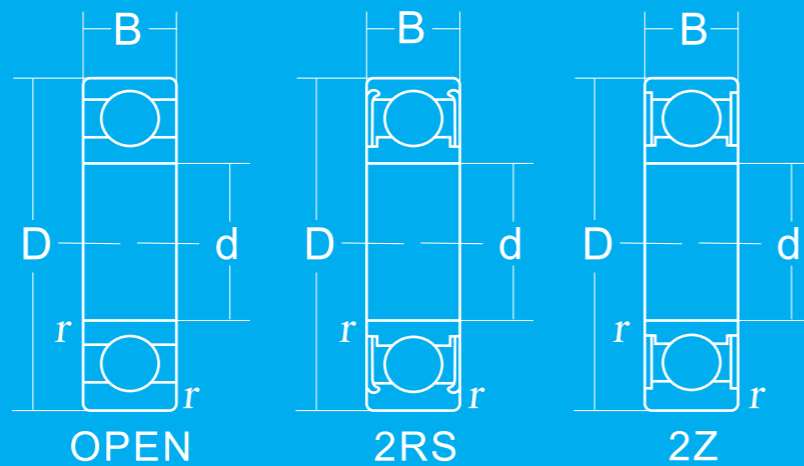


型号 Type	外形尺寸 Dimensions(mm)			基本额定负荷 Basic Load Ratings(KN)		极限转速 Limiting Speeds(rpm)		重量 Mass (kg)
	d	D	B	动负荷 Dynamic Cr	静负荷 Static Cor	脂 Grease	油 Oil	
S607 ZZ/2RS	7	19	6	2.60	1.05	40000	47000	0.0076
S608 ZZ/2RS	8	22	7	3.30	1.35	34000	41000	0.0120
S609 ZZ/2RS	9	24	7	3.35	1.40	33000	40000	0.0150
S6000 ZZ/2RS	10	26	8	4.58	1.98	22000	30000	0.0190
S6001 ZZ/2RS	12	28	8	5.10	2.38	20000	26000	0.0220
S6002 ZZ/2RS	15	32	9	5.58	2.85	19000	24000	0.0300
S6003 ZZ/2RS	17	35	10	6.00	3.25	17000	21000	0.0390
S6004 ZZ/2RS	20	42	12	9.38	5.02	16000	19000	0.0690
S6005 ZZ/2RS	25	47	12	10.00	5.85	13000	17000	0.0800
S6006 ZZ/2RS	30	55	13	13.20	8.30	11000	14000	0.1160
S6007 ZZ/2RS	35	62	14	16.20	10.50	9500	12000	0.1550
S6008 ZZ/2RS	40	68	15	17.00	11.80	9000	11000	0.1900
S6009 ZZ/2RS	45	75	16	21.00	14.80	8000	10000	0.2300
S6010 ZZ/2RS	50	80	16	22.00	16.20	7000	9000	0.2800
S6011 ZZ/2RS	55	90	18	30.20	21.80	7000	8500	0.3620
S6012 ZZ/2RS	60	95	18	31.50	24.20	6300	7500	0.3900
S6013 ZZ/2RS	65	100	18	32.00	24.80	6000	7000	0.4200
S6014 ZZ/2RS	70	110	20	38.50	30.50	5600	6700	0.5700
S6015 ZZ/2RS	75	115	20	40.20	33.20	5300	6300	0.6400
S6016 ZZ/2RS	80	125	22	47.50	39.80	5000	6000	0.8300
S6017 2RS	85	130	22	50.80	42.80	4500	5600	0.8600
S6018 2RS	90	140	24	58.00	49.80	4300	5300	1.1000
S6019 2RS	95	145	24	57.80	50.00	4000	5000	1.1800
S6020 2RS	100	150	24	64.50	56.20	3800	4800	1.2500
S6021 2RS	105	160	26	71.80	63.20	3600	4500	1.5200
S6022 2RS	110	170	28	81.80	72.80	3400	4300	1.8700
S6024 2RS	120	180	28	87.50	79.20	3000	3800	2.0000
S6026 2RS	130	200	33	105.00	96.80	2800	3600	3.0800
S6028 2RS	140	210	33	116.00	108.00	2400	3200	3.1700
S6030 2RS	150	225	35	132.00	125.00	2200	3000	3.9030

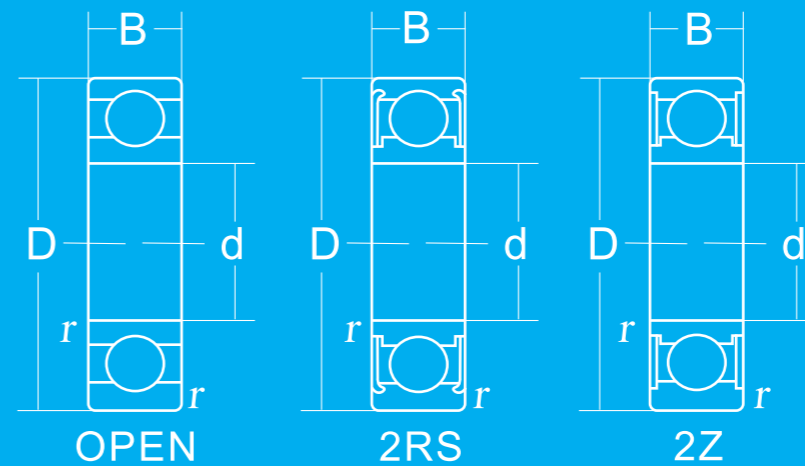
型号 Type	外形尺寸 Dimensions(mm)			基本额定负荷 Basic Load Ratings(KN)		极限转速 Limiting Speeds(rpm)		重量 Mass (kg)
	d	D	B	动负荷 Dynamic Cr	静负荷 Static Cor	脂 Grease	油 Oil	
S625 ZZ/2RS	5	16	5	1.75	0.67	40000	49000	0.0050
S626 ZZ/2RS	6	19	6	2.60	1.05	35000	43000	0.0080
S627 ZZ/2RS	7	22	7	3.30	1.35	31000	37000	0.0130
S628 ZZ/2RS	8	24	8	3.35	1.40	28000	35000	0.0180
S629 ZZ/2RS	9	26	8	4.45	2.00	27000	33000	0.0200
S6200 ZZ/2RS	10	30	9	5.10	2.38	20000	26000	0.0320
S6201 ZZ/2RS	12	32	10	6.82	3.05	19000	24000	0.0370
S6202 ZZ/2RS	15	35	11	7.65	3.72	18000	22000	0.0450
S6203 ZZ/2RS	17	40	12	9.58	4.78	16000	20000	0.0650
S6204 ZZ/2RS	20	47	14	12.80	6.65	14000	18000	0.1060
S6205 ZZ/2RS	25	52	15	14.00	7.88	12000	15000	0.1280
S6206 ZZ/2RS	30	62	16	19.50	11.50	9500	13000	0.2000
S6207 ZZ/2RS	35	72	17	25.50	15.20	8500	11000	0.2880
S6208 ZZ/2RS	40	80	18	29.50	18.00	8000	10000	0.3700
S6209 ZZ/2RS	45	85	19	31.50	20.50	7000	9000	0.4200
S6210 ZZ/2RS	50	90	20	35.00	23.20	6700	8500	0.4700
S6211 ZZ/2RS	55	100	21	43.20	29.20	6000	7500	0.6000
S6212 ZZ/2RS	60	110	22	47.80	32.80	5600	7000	0.7800
S6213 ZZ/2RS	65	120	23	57.20	40.00	5000	6300	0.9900
S6214 ZZ/2RS	70	125	24	60.80	45.00	4800	6000	1.0500
S6215 2RS	75	130	25	66.00	49.50	4500	5600	1.1800
S6216 2RS	80	140	26	71.50	54.20	4300	5300	1.3800
S6217 2RS	85	150	28	83.20	63.80	4000	5000	1.8000
S6218 2RS	90	160	30	95.80	71.50	3800	4800	2.1800
S6219 2RS	95	170	32	110.00	82.80	3600	4500	2.6200
S6220 2RS	100	180	34	122.00	92.80	3400	4300	3.2000
S6222 2RS	110	200	38	144.00	117.00	3000	3800	4.4200
S6224 2RS	120	215	40	155.00	131.00	2600	3400	5.3000



**不锈钢深沟球轴承**  
Stainless Steel  
Deep Groove Ball Bearing



**不锈钢深沟球轴承**  
Stainless Steel  
Deep Groove Ball Bearing

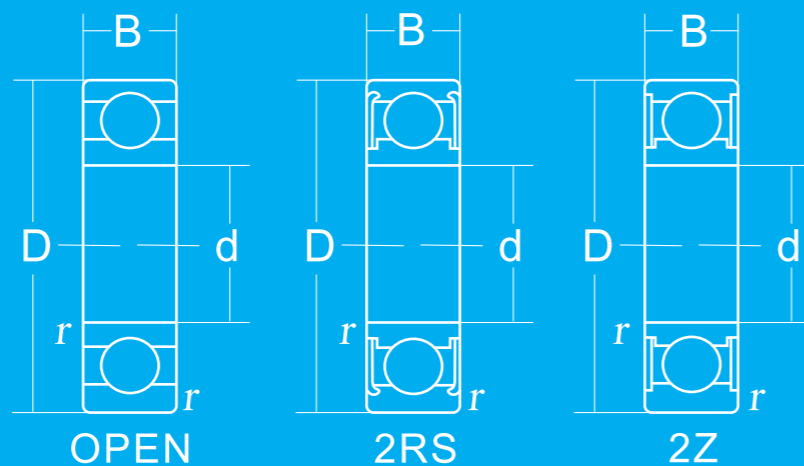


型号 Type	外形尺寸 Dimensions(mm)			基本额定负荷 Basic Load Ratings(KN)		极限转速 Limiting Speeds(rpm)		重量 Mass (kg)
	d	D	B	动负荷 Dynamic Cr	静负荷 Static Cor	脂 Grease	油 Oil	
S635 ZZ/2RS	5	19	6	2.60	1.05	35000	43000	0.0085
S636 ZZ/2RS	6	22	7	3.30	1.35	31000	37000	0.0130
S637 ZZ/2RS	7	26	9	4.55	1.95	26000	32000	0.0240
S638 ZZ/2RS	8	28	9	4.55	1.95	26000	32000	0.0290
S6300 ZZ/2RS	10	35	11	7.65	3.48	18000	24000	0.0530
S6301 ZZ/2RS	12	37	12	9.72	5.08	17000	22000	0.0600
S6302 ZZ/2RS	15	42	13	11.50	5.42	16000	20000	0.0820
S6303 ZZ/2RS	17	47	14	13.50	6.58	15000	18000	0.1150
S6304 ZZ/2RS	20	52	15	15.80	7.88	13000	16000	0.1420
S6305 ZZ/2RS	25	62	17	22.20	11.50	10000	14000	0.2320
S6306 ZZ/2RS	30	72	19	27.00	15.20	9000	11000	0.3500
S6307 ZZ/2RS	35	80	21	33.40	19.20	8000	9500	0.4500
S6308 ZZ/2RS	40	90	23	40.80	24.00	7000	8500	0.6300
S6309 ZZ/2RS	45	100	25	52.80	31.80	6300	7500	0.8300
S6310 ZZ/2RS	50	110	27	61.80	38.80	6000	7000	1.0800
S6311 ZZ/2RS	55	120	29	71.50	44.80	5600	6700	1.3700
S6312 ZZ/2RS	60	130	31	81.50	51.80	5000	6000	1.7100
S6313 ZZ/2RS	65	140	33	93.80	60.50	4500	5300	2.1000
S6314 2RS	70	150	35	105.00	68.00	4300	5000	5.6000
S6315 2RS	75	160	37	113.00	76.80	4000	4800	3.0500
S6316 2RS	80	170	39	123.00	86.50	3800	4500	3.6200

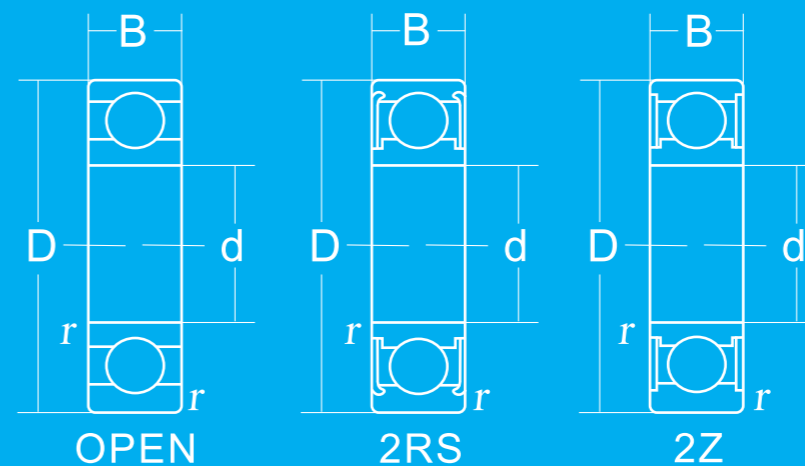
型号 Type	外形尺寸 Dimensions(mm)			基本额定负荷 Basic Load Ratings(KN)		极限转速 Limiting Speeds(rpm)		重量 Mass (kg)
	d	D	B	动负荷 Dynamic Cr	静负荷 Static Cor	脂 Grease	油 Oil	
S686 ZZ/2RS	6	13	5	1.08	0.42	34000	43000	0.0021
S687 ZZ/2RS	7	14	5	1.18	0.50	32000	40000	0.0024
S688 ZZ/2RS	8	16	5	1.32	0.65	30000	38000	0.0040
S689 ZZ/2RS	9	17	5	1.60	0.72	28000	36000	0.0042
S6800 ZZ/2RS	10	19	5	1.80	0.93	28000	36000	0.0053
S6801 ZZ/2RS	12	21	5	1.90	1.00	24000	32000	0.0060
S6802 ZZ/2RS	15	24	5	2.10	1.30	22000	30000	0.0070
S6803 ZZ/2RS	17	26	5	2.20	1.50	20000	28000	0.0080
S6804 ZZ/2RS	20	32	7	3.50	2.20	18000	24000	0.0180
S6805 ZZ/2RS	25	37	7	4.30	2.90	16000	20000	0.0220
S6806 ZZ/2RS	30	42	7	4.55	3.40	15000	18000	0.0260
S6807 ZZ/2RS	35	47	7	4.75	3.85	13000	17000	0.0300
S6808 ZZ/2RS	40	52	7	4.95	4.20	12000	14000	0.0330
S6809 ZZ/2RS	45	58	7	6.40	5.60	9000	12000	0.0410
S6810 ZZ/2RS	50	65	7	6.60	6.10	8500	10000	0.0430
S6811 ZZ/2RS	55	72	9	9.10	8.40	8000	9500	0.0700
S6812 ZZ/2RS	60	78	10	9.10	8.70	7000	8500	0.0930
S6813 ZZ/2RS	65	85	10	11.90	11.50	6700	8000	0.1300
S6814 ZZ/2RS	70	90	10	12.10	11.90	6300	7500	0.1380
S6815 ZZ/2RS	75	95	10	12.50	12.80	6000	7000	0.1470
S6816 2RS	80	100	10	12.70	13.30	5600	6700	0.1550
S6817 2RS	85	110	13	19.20	19.80	5000	6300	0.2450
S6818 2RS	90	115	13	19.50	20.50	4800	6000	0.2580
S6819 2RS	95	120	13	19.80	21.30	4500	5600	0.2700
S6820 2RS	100	125	13	20.10	22.00	4300	5300	0.2800
S6821 2RS	105	130	13	20.30	22.70	4000	5000	0.3000
S6822 2RS	110	140	16	28.10	30.70	3800	5000	0.5000
S6824 2RS	120	150	16	28.90	32.90	3400	4300	0.5400
S6826 2RS	130	165	18	37.90	42.90	3200	4000	0.7360
S6828 2RS	140	175	18	38.20	44.30	3000	3800	0.7840
S6830 2RS	150	190	20	49.10	57.10	2800	3400	0.1140
S6832 2RS	160	200	20	49.60	59.10	2600	3200	1.1760



**不锈钢深沟球轴承**  
Stainless Steel  
Deep Groove Ball Bearing



**不锈钢深沟球轴承**  
Stainless Steel  
Deep Groove Ball Bearing

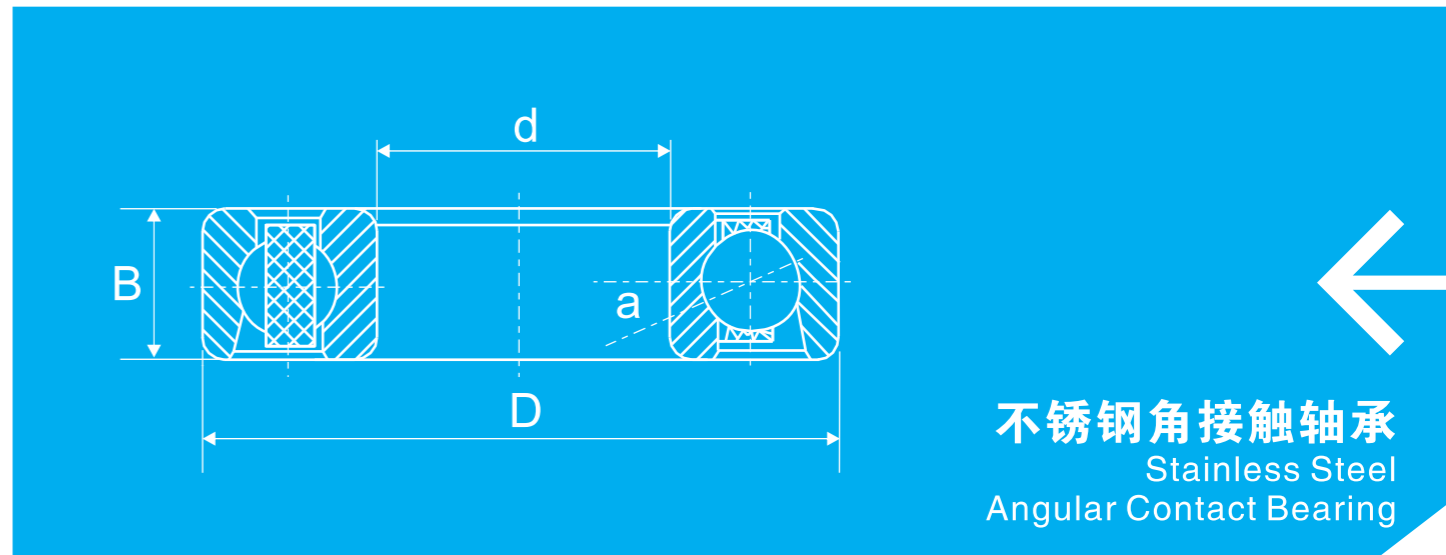
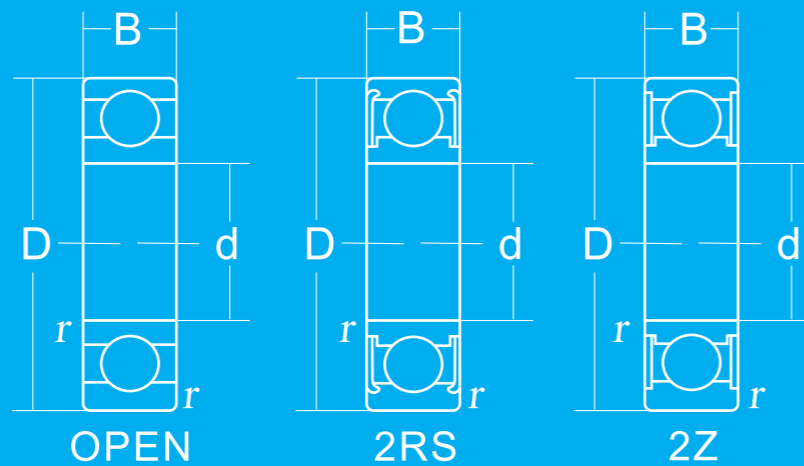


型号 Type	外形尺寸 Dimensions(mm)			基本额定负荷 Basic Load Ratings(KN)		极限转速 Limiting Speeds(rpm)		重量 Mass (kg)
	d	D	B	动负荷 Dynamic Cr	静负荷 Static Cor	脂 Grease	油 Oil	
S696 ZZ/2RS	6	15	5	1.48	0.60	32000	40000	0.0045
S697 ZZ/2RS	7	17	6	1.60	0.71	30000	38000	0.0053
S698 ZZ/2RS	8	19	6	2.25	0.92	28000	36000	0.0072
S699 ZZ/2RS	9	20	6	2.45	1.05	27000	34000	0.0075
S6900 ZZ/2RS	10	22	6	2.70	1.30	25000	32000	0.0090
S6901 ZZ/2RS	12	24	6	2.90	1.50	22000	28000	0.0110
S6902 ZZ/2RS	15	28	7	4.30	2.30	20000	26000	0.0170
S6903 ZZ/2RS	17	30	7	4.60	2.60	19000	24000	0.0180
S6904 ZZ/2RS	20	37	9	6.40	3.70	17000	22000	0.0360
S6905 ZZ/2RS	25	42	9	7.00	4.55	16000	19000	0.0410
S6906 ZZ/2RS	30	47	9	7.25	5.00	14000	17000	0.0450
S6907 ZZ/2RS	35	55	10	10.90	7.75	12000	14000	0.0730
S6908 ZZ/2RS	40	62	12	13.70	9.95	11000	13000	0.1120
S6909 ZZ/2RS	45	68	12	14.10	10.90	8500	11000	0.1230
S6910 ZZ/2RS	50	72	12	14.50	11.70	8000	9500	0.1380
S6911 ZZ/2RS	55	80	13	15.90	13.20	7500	9000	0.1700
S6912 ZZ/2RS	60	85	13	16.40	14.20	6700	8000	0.1810
S6913 ZZ/2RS	65	90	13	17.40	16.00	6300	7500	0.1960
S6914 ZZ/2RS	70	100	16	23.70	21.20	6000	7000	0.3360
S6915 ZZ/2RS	75	105	16	24.30	22.50	5600	6700	0.3550
S6916 2RS	80	110	16	24.90	23.90	5300	6300	0.3750
S6917 2RS	85	120	16	31.90	29.70	4800	6000	0.5070
S6918 2RS	90	125	18	32.80	31.50	4500	5600	0.5330
S6919 2RS	95	130	18	33.70	33.30	4300	5300	0.5600
S6920 2RS	100	140	20	42.70	41.90	4000	5000	0.7700
S6921 2RS	105	145	20	43.90	44.30	3800	4300	0.8080
S6922 2RS	110	150	20	43.60	44.40	3600	4500	0.8400
S6924 2RS	120	165	22	55.00	56.90	3200	4000	1.1300
S6926 2RS	130	180	24	65.10	67.20	3000	3800	1.4960
S6928 2RS	140	190	24	66.60	71.20	2800	3600	1.5890
S6930 2RS	150	210	28	84.70	90.20	2600	3200	2.4540
S6932 2RS	160	220	28	86.90	95.50	2400	3000	2.5890

型号 Type	外形尺寸 Dimensions(mm)			基本额定负荷 Basic Load Ratings(KN)		极限转速 Limiting Speeds(rpm)		重量 Mass (kg)
	d	D	B	动负荷 Dynamic Cr	静负荷 Static Cor	脂 Grease	油 Oil	
S6700 ZZ/2RS	10	15	4	0.86	0.44	—	—	0.003
S6701 ZZ/2RS	12	18	4	0.93	0.53	—	—	0.004
S6702 ZZ/2RS	15	21	4	0.94	0.59	—	—	0.005
S6703 ZZ/2RS	17	23	4	1.00	0.66	—	—	0.006
S6704 ZZ/2RS	20	27	4	1.04	0.73	—	—	0.007
S6705 ZZ/2RS	25	32	4	1.10	0.84	—	—	0.008
S6706 ZZ/2RS	30	37	4	1.14	0.95	—	—	0.010
S6707 ZZ/2RS	35	44	5	1.85	1.63	—	—	0.015
S6708 ZZ/2RS	40	50	6	2.52	2.23	—	—	0.023
S6709 ZZ/2RS	45	55	6	2.58	2.40	—	—	0.025
S6710 ZZ/2RS	50	62	6	2.67	2.64	—	—	0.034
S16100 ZZ/2RS	10	28	8	4.62	1.96	28000	34000	0.0220
S16101 ZZ/2RS	12	30	8	5.07	2.36	26000	32000	0.0230
S16001 ZZ/2RS	12	28	7	5.10	2.40	24000	30000	0.0240
S16002 ZZ/2RS	15	32	8	5.59	2.85	22000	28000	0.0250
S16003 ZZ/2RS	17	35	8	6.05	3.25	19000	24000	0.0320
S16004 ZZ/2RS	20	42	8	6.89	4.05	17000	20000	0.0500
S16005 ZZ/2RS	25	47	8	7.61	4.75	14000	17000	0.0600
S16006 ZZ/2RS	30	55	9	11.20	7.35	12000	15000	0.0850
S16007 ZZ/2RS	35	62	9	12.40	8.15	10000	13000	0.1100
S16008 ZZ/2RS	40	68	9	13.30	9.15	9500	12000	0.1300
S16009 ZZ/2RS	45	75	10	15.60	10.80	9000	11000	0.1700
S16010 ZZ/2RS	50	80	10	16.30	11.40	8500	10000	0.1800



**不锈钢深沟球轴承**  
Stainless Steel  
Deep Groove Ball Bearing



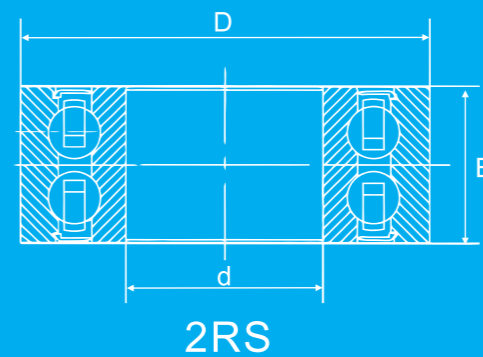
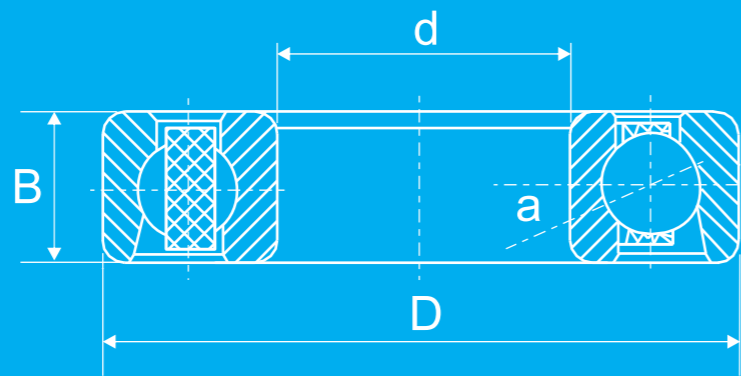
**不锈钢角接触轴承**  
Stainless Steel  
Angular Contact Bearing

型号 Type	外形尺寸 Dimensions(mm)			基本额定负荷 Basic Load Ratings(KN)		极限转速 Limiting Speeds(rpm)		重量 Mass (kg)
	d	D	B	动负荷 Dynamic Cr	静负荷 Static Cor	脂 Grease	油 Oil	
S63000 ZZ/2RS	10	26	12	4.62	1.96	13000	15000	0.0250
S63001 ZZ/2RS	12	28	12	5.07	2.36	12000	14000	0.0290
S63002 ZZ/2RS	15	32	13	5.59	2.85	11500	13000	0.0390
S63003 ZZ/2RS	17	35	14	6.05	3.25	11000	12000	0.0520
S63004 ZZ/2RS	20	42	16	9.36	5.00	10000	11000	0.0860
S63005 ZZ/2RS	25	47	16	11.20	6.55	9500	10000	0.1050
S63006 ZZ/2RS	30	55	19	13.30	8.30	8000	9000	0.1600
S63007 ZZ/2RS	35	62	20	15.90	10.20	7000	8000	0.2100
S63008 ZZ/2RS	40	68	21	16.80	11.60	6300	7000	0.2600
S63009 ZZ/2RS	45	75	23	20.80	14.60	5600	6000	0.3400
S63010 ZZ/2RS	50	80	23	21.60	16.00	5000	5500	0.3700
S62200 ZZ/2RS	10	30	14	5.07	2.36	17000	19000	0.0480
S62201 ZZ/2RS	12	32	14	6.89	3.10	15000	17000	0.0530
S62202 ZZ/2RS	15	35	14	7.80	3.75	13000	15000	0.0650
S62203 ZZ/2RS	17	40	16	9.56	4.75	12000	14000	0.0960
S62204 ZZ/2RS	20	47	18	12.70	6.55	10000	12000	0.1450
S62205 ZZ/2RS	25	52	18	14.00	7.80	8500	10000	0.1720
S62206 ZZ/2RS	30	62	20	19.50	11.20	7500	9500	0.2750
S62207 ZZ/2RS	35	72	23	25.50	15.30	6500	7500	0.4100
S62208 ZZ/2RS	40	80	23	30.70	19.00	5600	6500	0.6200
S62209 ZZ/2RS	45	85	23	33.20	21.60	5000	6000	0.6300
S62210 ZZ/2RS	50	90	23	35.10	23.20	4800	5500	0.7300

型号 Type	外形尺寸 Dimensions(mm)			基本额定负荷 Basic Load Ratings(KN)		极限转速 Limiting Speeds(rpm)		重量 Mass (kg)
	d	D	B	动负荷 Dynamic Cr	静负荷 Static Cor	脂 Grease	油 Oil	
S7000 AC	10	26	8	5.00	2.35	34000	42000	0.021
S7001 AC	12	28	8	5.40	2.75	29000	37000	0.024
S7002 AC	15	32	9	6.10	2.45	26000	32000	0.035
S7003 AC	17	35	10	6.75	4.15	23000	28000	0.045
S7004 AC	20	42	12	10.30	6.10	19000	24000	0.079
S7005 AC	25	47	12	11.30	7.40	17000	21000	0.091
S7006 AC	30	55	13	14.50	10.10	14000	18000	0.133
S7007 AC	35	62	14	17.50	12.60	12000	15000	0.170
S7008 AC	40	68	15	18.70	14.60	11000	14000	0.210
S7009 AC	45	75	16	22.20	17.70	10000	12000	0.260
S7010 AC	50	80	16	23.60	20.10	9200	11000	0.029
S7000 B	10	26	8	4.650	2.150	25000	33000	0.021
S7001 B	12	28	8	4.950	2.500	22000	29000	0.024
S7002 B	15	32	9	5.550	3.150	19000	25000	0.035
S7003 B	17	35	10	6.100	3.750	17000	23000	0.045
S7004 B	20	42	12	9.350	5.550	14000	19000	0.079
S7005 B	25	47	12	11.300	7.400	13000	17000	0.091
S7006 B	30	55	13	13.100	9.200	11000	14000	0.133
S7007 B	35	62	14	15.800	11.400	9200	12000	0.170
S7008 B	40	68	15	16.800	13.200	8300	11000	0.210
S7009 B	45	75	16	20.000	16.000	7500	10000	0.260
S7010 B	50	80	16	21.200	18.100	6900	9200	0.029



**不锈钢角接触轴承**  
Stainless Steel  
Angular Contact Bearing



**不锈钢双列球轴承**  
Stainless Steel  
Double-Row Ball Bearing

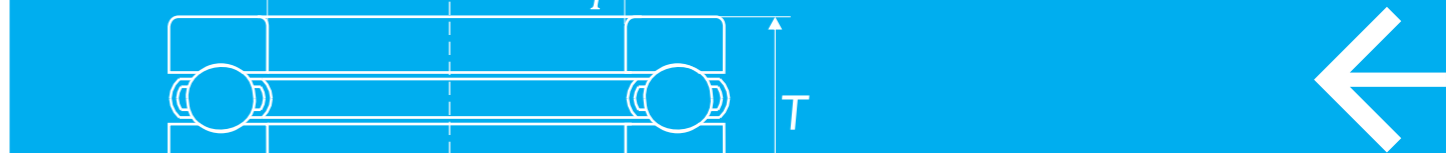
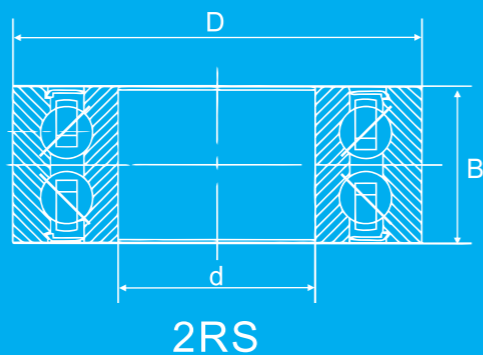


型号 Type	外形尺寸 Dimensions(mm)			基本额定负荷 Basic Load Ratings(KN)		极限转速 Limiting Speeds(rpm)		重量 Mass (kg)
	d	D	B	动负荷 Dynamic Cr	静负荷 Static Cor	脂 Grease	油 Oil	
S7200 B	10	30	9	4.30	2.00	22000	29000	0.031
S7201 B	12	32	10	6.95	3.40	20000	27000	0.038
S7202 B	15	35	11	7.45	3.95	18000	24000	0.048
S7203 B	17	40	12	9.35	5.05	16000	21000	0.070
S7204 B	20	47	14	13.3	7.70	13000	17000	0.120
S7205 B	25	52	15	14.0	8.72	12000	15000	0.350
S7206 B	30	62	16	19.4	12.5	9600	13000	0.208
S7207 B	35	72	17	25.6	17.0	8300	11000	0.295
S7208 B	40	80	18	30.6	21.3	7500	10000	0.382
S7209 B	45	85	19	34.3	24.3	7000	9400	0.430
S7210 B	50	90	20	37.5	26.7	6400	8300	0.485
S7211 B	55	100	21	44.1	33.8	5700	7600	0.635
S7212 B	60	110	22	53.4	41.6	5100	6900	0.820
S7302 B	15	42	13	—	—	—	—	—
S7303 B	17	47	14	13.8	7.30	14000	18000	0.120
S7304 B	20	52	15	16.2	8.70	13000	17000	0.150
S7305 B	25	62	17	22.9	13.3	10000	14000	0.243
S7306 B	30	72	19	27.6	17.4	8700	12000	0.362
S7307 B	35	80	21	32.5	20.2	7700	10000	0.475
S7308 B	40	90	23	39.7	25.2	6900	9200	0.657
S7309 B	45	100	25	50.6	34.1	8200	8200	0.857
S7310 B	50	110	27	64.4	44.3	7300	7300	1.140

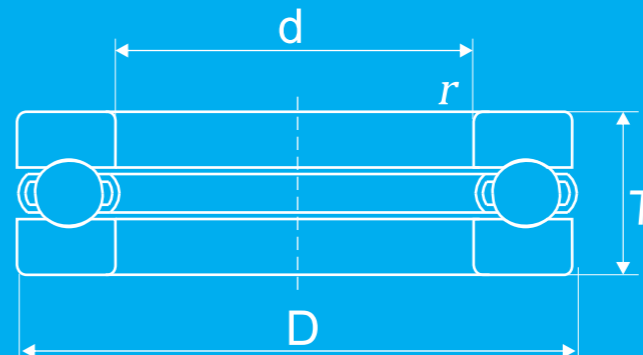
型号 Type	外形尺寸 Dimensions(mm)			基本额定负荷 Basic Load Ratings(KN)		极限转速 Limiting Speeds(rpm)		重量 Mass (kg)
	d	D	B	动负荷 Dynamic Cr	静负荷 Static Cor	脂 Grease	油 Oil	
S4200 2RS	10	30	14	9.23	5.20	18000	22000	0.0490
S4201 2RS	12	32	14	10.60	6.20	17000	20000	0.0530
S4202 2RS	15	35	14	11.90	7.50	14000	17000	0.0590
S4203 2RS	17	40	16	14.80	9.50	12000	15000	0.0900
S4204 2RS	20	47	18	17.80	12.50	10000	13000	0.1400
S4205 2RS	25	52	18	19.00	14.60	9000	11000	0.1600
S4206 2RS	30	62	20	26.00	20.80	8000	9500	0.2600
S4207 2RS	35	72	23	35.10	28.50	6700	8000	0.4000
S4208 2RS	40	80	23	37.10	32.50	6000	7000	0.5000
S4209 2RS	45	85	23	39.00	36.00	5600	6700	0.5400
S4210 2RS	50	90	23	41.00	40.00	5000	6000	0.5800



**不锈钢双列角接触轴承**  
Stainless Steel Double-Row  
Angular Contact Bearing



**不锈钢平面推力轴承**  
Stainless Steel  
Thrust Ball Bearing

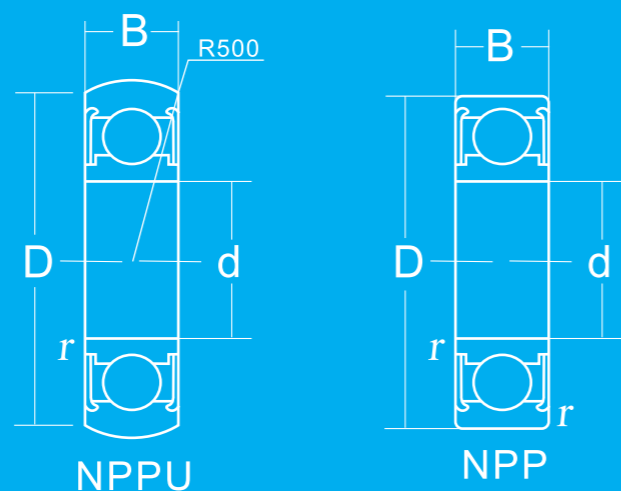


型号 Type	外形尺寸 Dimensions(mm)			基本额定负荷 Basic Load Ratings(KN)		极限转速 Limiting Speeds(rpm)		重量 Mass (kg)
	d	D	B	动负荷 Dynamic Cr	静负荷 Static Cor	脂 Grease	油 Oil	
S5200 2RS	10	30	14	6.95	3.80	14000	19000	0.0490
S5201 2RS	12	32	15.9	9.15	5.05	13000	17000	0.0570
S5202 2RS	15	35	15.9	10.00	6.05	11000	15000	0.0640
S5203 2RS	17	40	17.5	13.20	8.15	10000	14000	0.0910
S5204 2RS	20	47	20.6	19.70	12.60	8800	12000	0.1200
S5205 2RS	25	52	20.6	21.40	14.80	7700	10000	0.1900
S5206 2RS	30	62	23.8	29.70	21.30	6400	8600	0.0290
S5207 2RS	35	72	26.7	39.20	29.00	5500	7300	0.4300
S5208 2RS	40	80	30.2	44.40	33.60	5000	6700	0.5700
S5209 2RS	45	85	30.2	49.90	38.40	4600	6100	0.6200
S5210 2RS	50	90	30.2	53.30	43.00	4300	5600	0.6700
S5211 2RS	55	100	33.3	65.90	55.20	3800	5100	0.9600
S5301 2RS	12	37	19	15.30	9.15	11000	14000	0.1100
S5302 2RS	15	42	19	17.20	10.10	9900	13000	0.1320
S5303 2RS	17	47	22.2	20.40	12.10	9000	12000	0.1810
S5304 2RS	20	52	22.2	20.60	12.70	8000	11000	0.2170
S5305 2RS	25	62	25.4	30.50	20.50	6700	8900	0.3720
S5306 2RS	30	72	30.2	39.50	27.50	5700	7600	0.5530
S5307 2RS	35	80	34.9	49.50	35.00	5000	6600	0.7660
S5308 2RS	40	90	36.5	60.50	44.00	4400	5900	1.0100
S5309 2RS	45	100	39.7	72.50	54.00	4000	5300	1.3400
S5310 2RS	50	110	44.4	85.50	64.50	3600	4800	1.8100

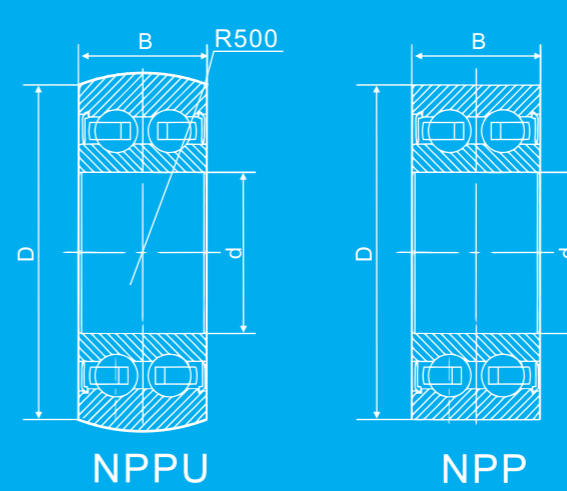
型号 Type	外形尺寸 Dimensions(mm)			基本额定负荷 Basic Load Ratings(KN)		极限转速 Limiting Speeds(rpm)		重量 Mass (kg)
	d	D	B	动负荷 Dynamic Cr	静负荷 Static Cor	脂 Grease	油 Oil	
S51100	10	24	9	10.00	14.00	6500	10000	0.019
S51101	12	26	9	10.30	15.40	6500	10000	0.021
S51102	15	28	9	10.50	16.80	6100	9400	0.024
S51103	17	30	9	10.80	18.20	6100	9400	0.025
S51104	20	35	10	14.20	24.70	5100	7900	0.038
S51105	25	42	11	19.50	37.20	4400	6800	0.056
S51106	30	47	11	20.40	42.20	4300	6600	0.066
S51107	35	52	12	22.40	47.70	3900	6000	0.083
S51108	40	60	13	26.90	62.80	3400	5300	0.120
S51109	45	65	14	27.80	69.10	3200	5000	0.150
S51110	50	70	14	28.80	75.40	3100	4800	0.160
S51111	55	78	16	34.80	93.10	2800	4300	0.240
S51112	60	85	17	41.40	113.00	2600	4000	0.290
S51113	65	90	18	41.70	117.00	2400	3700	0.324
S51114	70	95	18	43.00	127.00	2300	3600	0.360
S51115	75	100	19	42.30	127.00	2200	3400	0.392
S51116	80	105	19	44.60	141.00	2100	3300	0.433
S51117	85	110	19	45.90	150.00	2100	3200	0.460
S51200	10	26	11	12.700	17.100	5700	8800	0.030
S51201	12	28	11	13.200	19.000	5400	8300	0.034
S51202	15	32	12	16.600	24.800	4900	7500	0.046
S51203	17	35	12	17.200	27.300	4900	7500	0.053
S51204	20	40	14	22.300	37.700	3900	6000	0.082
S51205	25	47	15	27.800	50.400	3600	5500	0.120
S51206	30	52	16	29.300	58.200	3400	5200	0.150
S51207	35	62	18	39.200	78.200	2900	4500	0.220
S51208	40	68	19	46.900	98.300	2700	4200	0.270
S51209	45	73	20	47.700	105.000	2600	4000	0.320
S51210	50	78	22	48.500	111.000	2300	3600	0.390
S51211	55	90	25	69.400	159.000	2100	3200	0.610
S51212	60	95	26	73.600	179.000	1900	3000	0.690



**不锈钢LR轴承**  
 Stainless Steel  
 LR Series Bearing



**不锈钢LR轴承**  
 Stainless Steel  
 LR Series Bearing

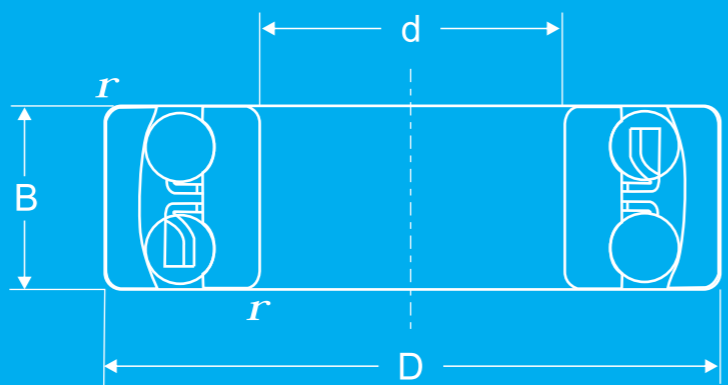


型号 Type	外形尺寸 Dimensions(mm)			基本额定负荷 Basic Load Ratings(KN)		极限转速 Limiting Speeds(rpm)		重量 Mass (kg)
	d	D	B	动负荷 Dynamic Cr	静负荷 Static Cor	脂 Grease	油 Oil	
SLR605 NPPU	5	16	5	1.33	0.50	38000	—	0.0080
SLR606 NPPU	6	19	6	1.97	0.74	36000	—	0.0100
SLR607 NPPU	7	22	6	2.34	0.89	34000	—	0.0120
SLR608 NPPU	8	24	7	3.30	1.35	32000	—	0.0150
SLR6000 NPPU	10	28	8	4.60	1.96	28000	—	0.0200
SLR6001 NPPU	12	30	8	5.10	2.35	26000	—	0.0250
SLR6002 NPPU	15	35	9	5.60	2.85	22000	—	0.0450
SLR6003 NPPU	17	40	10	6.00	3.22	19000	—	0.0750
SLR6004 NPPU	20	47	12	9.40	5.00	17000	—	0.1000
SLR200 NPPU	10	32	9	5.10	2.37	14000	—	0.0450
SLR201 NPPU	12	35	10	6.80	3.05	16000	—	0.0500
SLR202 NPPU	15	40	11	7.60	3.70	14000	—	0.0700
SLR203 NPPU	17	47	12	9.60	4.75	11000	—	0.1100
SLR204 NPPU	20	52	14	12.80	6.60	10000	—	0.1500
SLR205 NPPU	25	62	15	14.00	7.80	9000	—	0.2300
SLR206 NPPU	30	72	16	19.50	11.30	7100	—	0.3300
SLR207 NPPU	35	80	17	25.50	15.30	5600	—	0.4000
SLR208 NPPU	40	85	18	32.50	19.80	5000	—	0.4500
SLR209 NPPU	45	90	19	32.50	20.40	4500	—	0.5000

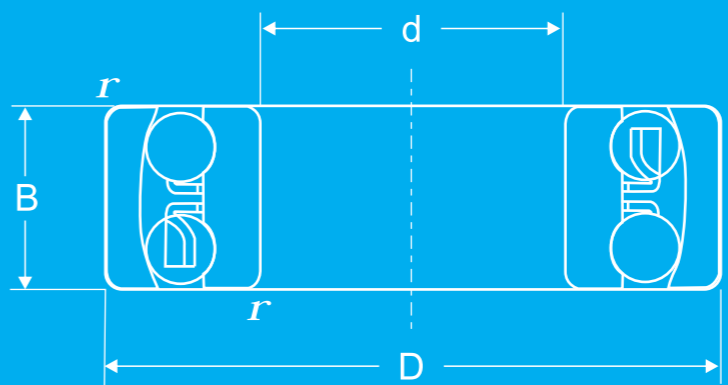
型号 Type	外形尺寸 Dimensions(mm)			基本额定负荷 Basic Load Ratings(KN)		极限转速 Limiting Speeds(rpm)		重量 Mass (kg)
	d	D	B	动负荷 Dynamic Cr	静负荷 Static Cor	脂 Grease	油 Oil	
SLR5200 NPPU	10	32	14	8.00	4.60	16000	—	0.0700
SLR5201 NPPU	12	35	15.9	10.60	5.90	15000	—	0.0800
SLR5202 NPPU	15	40	15.9	11.80	7.10	14000	—	0.1100
SLR5203 NPPU	17	47	17.5	14.80	9.10	11000	—	0.1700
SLR5204 NPPU	20	52	20.6	19.90	21.60	10000	—	0.2300
SLR5205 NPPU	25	62	20.6	21.60	14.90	9000	—	0.3400
SLR5206 NPPU	30	72	23.8	30.00	21.30	7100	—	0.5100
SLR5207 NPPU	35	80	27	39.50	29.00	5600	—	0.6600
SLR5208 NPPU	40	85	30.2	50.00	37.50	5000	—	0.7500
SLR5301 NPPU	12	42	19	14.70	8.40	10500	—	0.1200
SLR5302 NPPU	15	47	19	17.70	10.30	10000	—	0.1500
SLR5303 NPPU	17	52	22.2	21.10	12.50	9500	—	0.2100
SLR5304 NPPU	20	62	22.2	24.50	15.80	9000	—	0.3400
SLR5305 NPPU	25	72	25.4	32.50	21.60	7900	—	0.5000
SLR5306 NPPU	30	80	30.2	45.50	31.50	6200	—	0.6700
SLR5307 NPPU	35	90	34.9	56.00	39.50	5100	—	0.9700
SLR5308 NPPU	40	100	36.5	69.00	49.50	4700	—	1.2000
SLR50/5 NPPU	5	17	7	1.81	0.95	23500	—	0.0100
SLR50/6 NPPU	6	19	9	3.10	1.40	22500	—	0.0150
SLR50/7 NPPU	7	22	10	3.65	1.70	21000	—	0.0200
SLR50/8 NPPU	8	24	11	5.20	2.61	20000	—	0.0250
SLR5000 NPPU	10	28	12	5.70	3.25	18500	—	0.0300
SLR5001 NPPU	12	30	12	6.20	3.75	17500	—	0.0400
SLR5002 NPPU	15	35	13	8.60	5.40	14500	—	0.0500
SLR5003 NPPU	17	40	14	9.20	6.20	12500	—	0.0700
SLR5004 NPPU	20	47	16	14.50	9.60	11000	—	0.1200
SLR5005 NPPU	25	52	16	15.50	11.10	9500	—	0.1500
SLR5006 NPPU	30	62	19	20.30	15.60	8000	—	0.2500
SLR5007 NPPU	35	68	20	24.50	21.40	6600	—	0.3000



**不锈钢调心球轴承**  
Stainless Stee  
Self-aligning Ball Bearing



**不锈钢调心球轴承**  
Stainless Stee  
Self-aligning Ball Bearing

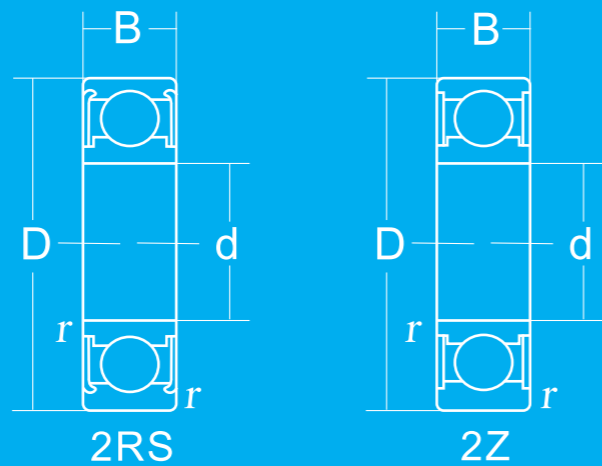


型号 Type	外形尺寸 Dimensions(mm)			基本额定负荷 Basic Load Ratings(KN)		极限转速 Limiting Speeds(rpm)		重量 Mass (kg)
	d	D	B	动负荷 Dynamic Cr	静负荷 Static Cor	脂 Grease	油 Oil	
S1200	10	30	9	5.50	1.20	23000	28000	0.0340
S1201	12	32	10	5.60	1.25	21000	26000	0.0400
S1202	15	35	11	7.45	1.75	18000	22000	0.0490
S1203	17	40	12	7.90	2.00	16000	20000	0.0730
S1204	20	47	14	9.90	1.60	14000	17000	0.1200
S1205	25	52	15	12.00	3.30	12000	14000	0.1400
S1206	30	62	16	15.60	4.65	10000	12000	0.2200
S1207	35	72	17	15.80	5.10	8500	10000	0.3200
S1208	40	80	18	19.20	6.50	7500	9200	0.4170
S1209	45	85	19	21.80	7.35	7000	8500	0.4650
S1210	50	90	20	22.70	8.10	6500	7900	0.5250
S1211	55	100	21	26.80	10.00	5800	7100	0.7050
S1212	60	110	22	30.20	11.50	5200	6400	0.9000
S2200 2RS	10	30	14	7.40	1.60	23000	28000	0.0470
S2201 2RS	12	32	14	7.65	1.75	21000	26000	0.0530
S2202 2RS	15	35	14	7.70	1.85	18000	22000	0.0600
S2203 2RS	17	40	16	9.80	2.40	16000	20000	0.0880
S2204 2RS	20	47	18	12.60	3.30	14000	17000	0.1400
S2205 2RS	25	52	18	12.60	3.30	12000	15000	0.1630
S2206 2RS	30	62	20	15.60	4.65	10000	12000	0.2600
S2207 2RS	35	72	23	21.60	6.60	8500	10000	0.4030
S2208 2RS	40	80	23	22.40	7.40	7500	9200	0.5050
S2209 2RS	45	85	23	23.30	8.15	7000	8500	0.5450
S2210 2RS	50	90	23	23.30	8.15	6500	7900	0.5900

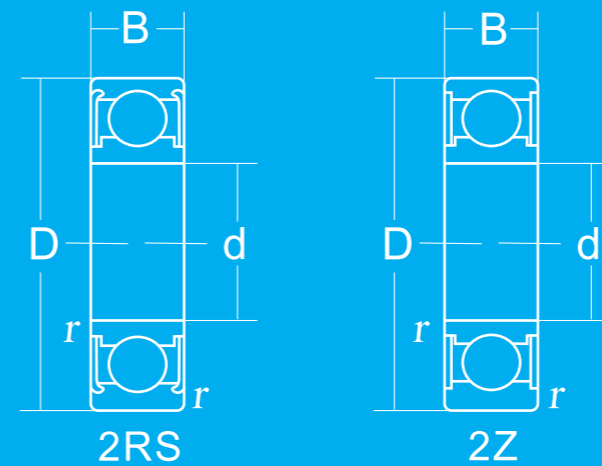
型号 Type	外形尺寸 Dimensions(mm)			基本额定负荷 Basic Load Ratings(KN)		极限转速 Limiting Speeds(rpm)		重量 Mass (kg)
	d	D	B	动负荷 Dynamic Cr	静负荷 Static Cor	脂 Grease	油 Oil	
S2301 2RS	12	37	17	—	—	—	—	0.0850
S2302 2RS	15	42	17	—	—	—	—	0.1120
S2303 2RS	17	47	19	—	—	—	—	0.1530
S2304 2RS	20	52	21	—	—	—	—	0.2000
S2305 2RS	25	62	24	—	—	—	—	0.3100
S2306 2RS	30	72	27	—	—	—	—	0.4900
S2307 2RS	35	80	31	—	—	—	—	0.6400
S2308 2RS	40	90	33	—	—	—	—	0.8900



**不锈钢英制轴承**  
Stainless Steel  
Inch Size Bearing



**不锈钢英制轴承**  
Stainless Steel  
Inch Size Bearing

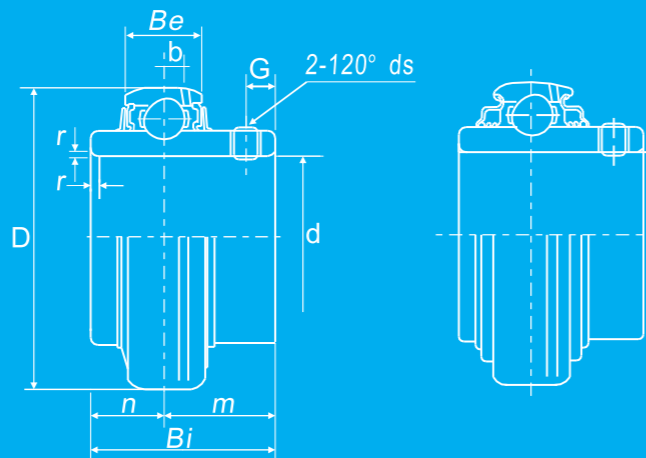


型号 Type	外形尺寸 Dimensions(mm)			钢球 Ball		重量 Mass (kg)
	d	D	B	No	Size	
S1605 2RS	7.938	23.017	7.938	7	3.969	0.0168
S1606 2RS	9.525	23.017	7.938	7	3.969	0.0218
S1607 2RS	11.1125	23.017	7.938	7	3.969	0.0222
S1614 2RS	9.525	28.575	9.25	8	4.763	0.0349
S1615 2RS	11.1125	28.575	9.25	8	4.763	0.0322
S1616 2RS	12.7	28.575	9.25	8	4.763	0.0299
S1620 2RS	11.1125	34.925	11.1125	10	4.763	0.0454
S1621 2RS	12.7	34.925	11.1125	10	4.763	0.0481
S1622 2RS	14.2875	34.925	11.1125	10	4.763	0.0458
S1623 2RS	15.875	34.925	11.1125	10	4.763	0.0399
S1628 2RS	15.875	41.257	12.7	9	6.35	0.0721
S1630 2RS	19.05	41.257	12.7	9	6.35	0.0649
S1633 2RS	15.875	44.45	12.7	9	6.35	0.0921
S1635 2RS	19.05	44.45	12.7	9	6.35	0.0848
S1638 2RS	19.05	50.8	14.2748	10	6.35	0.1202
S1640 2RS	22.225	50.8	14.2748	10	6.35	0.1120
S1641 2RS	25.4	50.8	14.2748	10	6.35	0.1002
S1652 2RS	28.575	63.5	15.875	10	6.35	0.2100
S1654 2RS	31.75	63.5	15.875	11	7.938	0.1901
S1657 2RS	31.75	65.0875	14.4498	11	7.938	0.2020
S1658 2RS	33.3375	65.0875	14.4498	11	7.938	0.2000

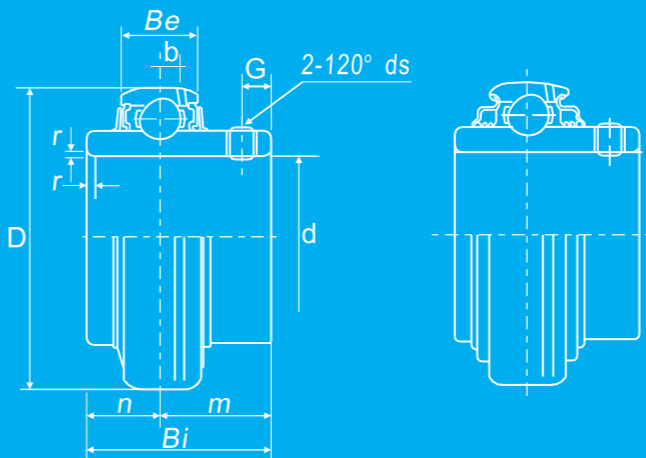
型号 Type	外形尺寸 Dimensions(mm)			钢球 Ball		倒角 Chamfer	重量 Mass (kg)
	d	D	B	No	Size	R	
SR6 ZZ	9.525	22.225	7.142	7	3.969	0.3	0.014
SR8 ZZ	12.7	28.575	7.9375	8	4.763	0.6	0.015
SR10 ZZ	15.875	34.925	8.731	10	4.763	0.6	0.028
SR12 ZZ	19.05	41.275	11.1125	9	6.350	0.6	0.043
SR14 ZZ	22.225	47.625	12.7	10	6.350	0.6	0.071
SR16 ZZ	25.4	50.8	12.7	10	6.350	0.6	0.085
SR18 ZZ	28.575	53.975	12.7	11	6.747	1.0	0.085
SR20 ZZ	31.75	57.15	12.7	11	6.747	1.0	0.094
SR22 ZZ	34.925	63.5	14.288	11	7.938	1.0	0.105
SR24 ZZ	38.1	66.675	14.288	12	7.938	1.0	0.14



**不锈钢外球面轴承**  
Stainless Steel  
Spherical Ball Bearing



**不锈钢外球面轴承**  
Stainless Steel  
Spherical Ball Bearing

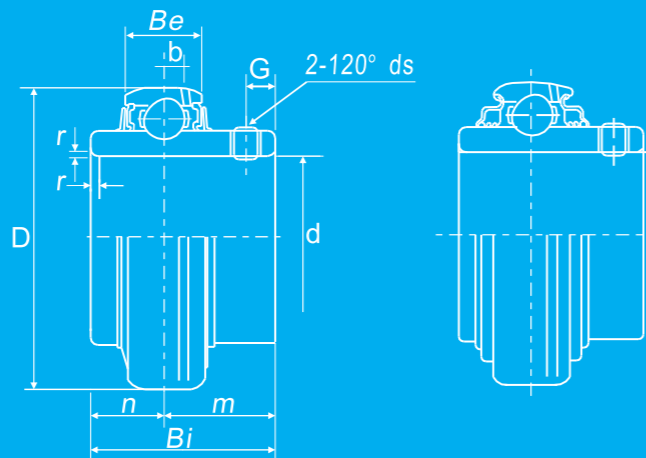


型号 Type	孔径 Bore (mm) d	基本尺寸 Dimensions									基本额定负荷 Basic Load Ratings(KN)		重量 Mass (kg)
		D	Bi	Be	r	N	M	G	ds	T	动负荷 Dynamic Cr	静负荷 Static Cor	
SUC201	12	47	31	17	1.0	12.7	18.3	4.7	M6*0.75	4.0	10.37	5.08	0.21
SUC201-8	12.7	47	31	17	1.0	12.7	18.3	4.7	M6*0.75	4.0	10.37	5.08	0.20
SUC202	15	47	31	17	1.0	12.7	18.3	4.7	M6*0.75	4.0	10.37	5.08	0.19
SUC202-9	14.2875	47	31	17	1.0	12.7	18.3	4.7	M6*0.75	4.0	10.37	5.08	0.19
SUC202-10	15.875	47	31	17	1.0	12.7	18.3	4.7	M6*0.75	4.0	10.37	5.08	0.19
SUC203	17	47	31	17	1.0	12.7	18.3	4.7	M6*0.75	4.0	10.37	5.08	0.18
SUC203-11	17.4625	47	31	17	1.0	12.7	18.3	4.7	M6*0.75	4.0	10.37	5.08	0.18
SUC204	20	47	31	17	1.0	12.7	18.3	4.7	M6*0.75	4.0	10.37	5.08	0.16
SUC204-12	19.05	47	31	17	1.0	12.7	18.3	4.7	M6*0.75	4.0	10.37	5.08	0.16
SUC205	25	52	34.1	17	1.5	14.3	19.8	5	M6*0.75	4.2	11.31	6.00	0.19
SUC205-14	22.225	52	34.1	17	1.5	14.3	19.8	5	M6*0.75	4.2	11.31	6.00	0.22
SUC205-15	23.8125	52	34.1	17	1.5	14.3	19.8	5	M6*0.75	4.2	11.31	6.00	0.20
SUC205-16	25.4	52	34.1	17	1.5	14.3	19.8	5	M6*0.75	4.2	11.31	6.00	0.19
SUC206	30	62	38.1	19	1.5	15.9	22.2	5	M6*0.75	5.0	15.81	8.64	0.31
SUC206-17	26.9875	62	38.1	19	1.5	15.9	22.2	5	M6*0.75	5.0	15.81	8.64	0.36
SUC206-18	28.575	62	38.1	19	1.5	15.9	22.2	5	M6*0.75	5.0	15.81	8.64	0.34
SUC206-19	30.1625	62	38.1	19	1.5	15.9	22.2	5	M6*0.75	5.0	15.81	8.64	0.32
SUC206-20	31.75	62	38.1	19	1.5	15.9	22.2	5	M6*0.75	5.0	15.81	8.64	0.31
SUC207	35	72	42.9	20	2.0	17.5	25.4	6	M8*1.0	5.7	20.83	11.68	0.46
SUC207-20	31.75	72	42.9	20	2.0	17.5	25.4	6	M8*1.0	5.7	20.83	11.68	0.52
SUC207-21	33.3375	72	42.9	20	2.0	17.5	25.4	6	M8*1.0	5.7	20.83	11.68	0.50
SUC207-22	34.925	72	42.9	20	2.0	17.5	25.4	6	M8*1.0	5.7	20.83	11.68	0.48
SUC207-23	36.5125	72	42.9	20	2.0	17.5	25.4	6	M8*1.0	5.7	20.83	11.68	0.46

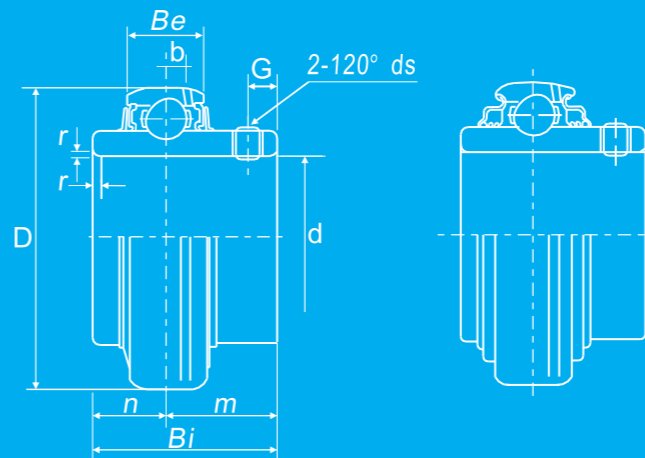
型号 Type	孔径 Bore (mm) d	基本尺寸 Dimensions									基本额定负荷 Basic Load Ratings(KN)		重量 Mass (kg)
		D	Bi	Be	r	N	M	G	ds	T	动负荷 Dynamic Cr	静负荷 Static Cor	
SUC208	40	80	49.2	21	2.0	19	30.2	8	M8*1.0	6.3	23.55	13.60	0.63
SUC208-24	38.1	80	49.2	21	2.0	19	30.2	8	M8*1.0	6.3	23.55	13.60	0.68
SUC208-25	39.6875	80	49.2	21	2.0	19	30.2	8	M8*1.0	6.3	23.55	13.60	0.64
SUC209	45	85	49.2	22	2.0	19	30.2	8	M8*1.0	6.3	26.35	15.60	0.70
SUC209-26	41.275	85	49.2	22	2.0	19	30.2	8	M8*1.0	6.3	26.35	15.60	0.78
SUC209-27	42.8625	85	49.2	22	2.0	19	30.2	8	M8*1.0	6.3	26.35	15.60	0.74
SUC209-28	44.45	85	49.2	22	2.0	19	30.2	8	M8*1.0	6.3	26.35	15.60	0.70
SUC210	50	90	51.6	24	2.0	19	32.6	10	M10*1.25	6.6	28.48	18.00	0.78
SUC210-29	46.0375	90	51.6	24	2.0	19	32.6	10	M10*1.25	6.6	28.48	18.00	0.89
SUC210-30	47.625	90	51.6	24	2.0	19	32.6	10	M10*1.25	6.6	28.48	18.00	0.85
SUC210-31	49.2125	90	51.6	24	2.0	19	32.6	10	M10*1.25	6.6	28.48	18.00	0.80
SUC210-32	50.8	90	51.6	24	2.0	19	32.6	10	M10*1.25	6.6	28.48	18.00	0.78
SUC211	55	100	55.6	25	2.5	22.2	33.4	10	M10*1.25	7.0	35.28	22.40	1.07
SUC211-32	50.8	100	55.6	25	2.5	22.2	33.4	10	M10*1.25	7.0	35.28	22.40	1.22
SUC211-33	52.3875	100	55.6	25	2.5	22.2	33.4	10	M10*1.25	7.0	35.28	22.40	1.18
SUC211-34	53.975	100	55.6	25	2.5	22.2	33.4	10	M10*1.25	7.0	35.28	22.40	1.10
SUC211-35	55.5625	100	55.6	25	2.5	22.2	33.4	10	M10*1.25	7.0	35.28	22.40	1.05
SUC212	60	110	65.1	27	2.5	25.4	39.7	10	M10*1.25	7.6	42.50	26.34	1.52
SUC212-36	57.15	110	65.1	27	2.5	25.4	39.7	10	M10*1.25	7.6	42.50	26.34	1.65
SUC212-37	58.7375	110	65.1	27	2.5	25.4	39.7	10	M10*1.25	7.6	42.50	26.34	1.55
SUC212-38	60.325	110	65.1	27	2.5	25.4	39.7	10	M10*1.25	7.6	42.50	26.34	1.49
SUC212-39	61.9125	110	65.1	27	2.5	25.4	39.7	10	M10*1.25	7.6	42.50	26.34	1.42



**不锈钢外球面轴承**  
Stainless Steel  
Spherical Ball Bearing



**不锈钢外球面轴承**  
Stainless Steel  
Spherical Ball Bearing

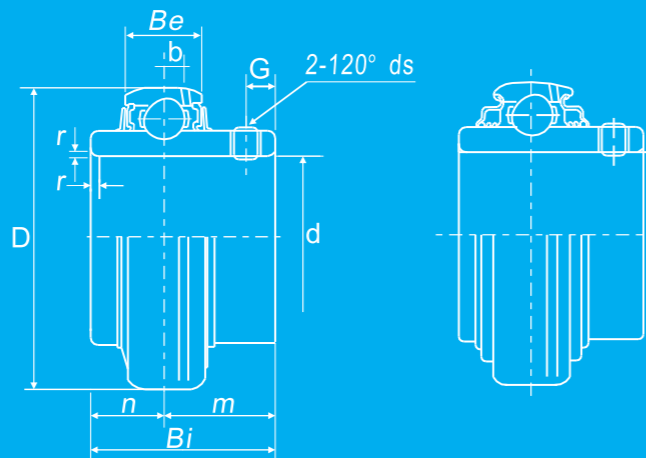


型号 Type	孔径 Bore (mm) d	基本尺寸 Dimensions									基本额定负荷 Basic Load Ratings(KN)		重量 Mass (kg)
		D	Bi	Be	r	N	M	G	ds	T	动负荷 Dynamic Cr	静负荷 Static Cor	
SUC213	65	120	65.1	28	2.5	25.4	39.7	10	M10*1.25	8.9	46.50	30.40	1.80
SUC213-40	63.5	120	65.1	28	2.5	25.4	39.7	10	M10*1.25	8.9	46.50	30.40	1.88
SUC213-41	65.0875	120	65.1	28	2.5	25.4	39.7	10	M10*1.25	8.9	46.50	30.40	1.80
SUC214	70	125	74.6	30	2.5	30.2	44.4	12	M12*1.5	8.9	50.15	33.60	2.06
SUC214-42	66.675	125	74.6	30	2.5	30.2	44.4	12	M12*1.5	8.9	50.15	33.60	2.10
SUC214-43	68.2625	125	74.6	30	2.5	30.2	44.4	12	M12*1.5	8.9	50.15	33.60	2.08
SUC214-44	69.85	125	74.6	30	2.5	30.2	44.4	12	M12*1.5	8.9	50.15	33.60	2.07
SUC215	75	130	77.8	32	2.5	33.3	44.5	12	M12*1.5	8.9	53.55	37.60	2.19
SUC215-45	71.4375	130	77.8	32	2.5	33.3	44.5	12	M12*1.5	8.9	53.55	37.60	2.41
SUC215-46	73.025	130	77.8	32	2.5	33.3	44.5	12	M12*1.5	8.9	53.55	37.60	2.31
SUC215-47	74.6125	130	77.8	32	2.5	33.3	44.5	12	M12*1.5	8.9	53.55	37.60	2.21
SUC215-48	76.2	130	77.8	32	2.5	33.3	44.5	12	M12*1.5	8.9	53.55	37.60	2.11
SUC216	80	140	82.6	33	3.0	33.3	49.3	14	M12*1.5	9.6	58.65	40.80	2.82
SUC216-50	79.375	140	82.6	33	3.0	33.3	49.3	14	M12*1.5	9.6	58.65	40.80	2.90
SUC217	85	150	85.7	35	3.0	34.1	51.6	14	M12*1.5	10.0	68.00	48.80	3.46
SUC217-52	82.55	150	85.7	35	3.0	34.1	51.6	14	M12*1.5	10.0	68.00	48.80	3.56
SUC218	90	160	96	37	3.0	39.7	56.3	15	M12*1.5	11.0	77.52	54.56	4.53
SUC218-56	88.9	160	96	37	3.0	39.7	56.3	15	M12*1.5	11.0	77.52	54.56	4.62

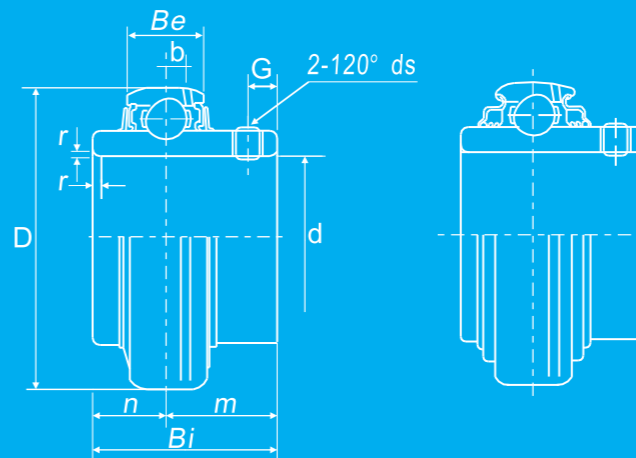
型号 Type	孔径 Bore (mm) d	基本尺寸 Dimensions											基本额定负荷 Basic Load Ratings(KN)		重量 Mass (kg)
		D	Bi	Be	r	N	M	L	W	K	G	ds	动负荷 Dynamic Cr	静负荷 Static Cor	
SA201	12	40	19.1	12	0.8	6.0	13.1	28.6	28.6	13.5	5.0	M6*0.75	7.84	3.58	0.12
SA201-8	12.7	40	19.1	12	0.8	6.0	13.1	28.6	28.6	13.5	5.0	M6*0.75	7.84	3.58	0.14
SA202	15	40	19.1	12	0.8	6.0	13.1	28.6	28.6	13.5	5.0	M6*0.75	7.84	3.58	0.11
SA202-10	15.875	40	19.1	12	0.8	6.0	13.1	28.6	28.6	13.5	5.0	M6*0.75	7.84	3.58	0.13
SA203	17	40	19.1	12	0.8	6.0	13.1	28.6	28.6	13.5	5.0	M6*0.75	7.84	3.58	0.10
SA203-11	17.4625	40	19.1	12	0.8	6.0	13.1	28.6	28.6	13.5	5.0	M6*0.75	7.84	3.58	0.12
SA204	20	47	21.5	14	1.5	7.0	14.5	31.0	33.3	13.5	5.0	M6*0.75	10.37	5.04	0.15
SA204-12	19.05	47	21.5	14	1.5	7.0	14.5	31.0	33.3	13.5	5.0	M6*0.75	10.37	5.04	0.16
SA205	25	52	21.5	15	1.5	7.5	14.0	31.0	38.1	13.5	5.0	M6*0.75	11.31	5.97	0.18
SA205-14	22.225	52	21.5	15	1.5	7.5	14.0	31.0	38.1	13.5	5.0	M6*0.75	11.31	5.97	0.21
SA205-15	23.8125	52	21.5	15	1.5	7.5	14.0	31.0	38.1	13.5	5.0	M6*0.75	11.31	5.97	0.19
SA205-16	25.4	52	21.5	15	1.5	7.5	14.0	31.0	38.1	13.5	5.0	M6*0.75	11.31	5.97	0.18
SA206	30	62	23.8	16	1.5	8.0	15.8	35.7	44.5	15.9	6.0	M8*1.0	15.73	8.64	0.30
SA206-17	26.9875	62	23.8	16	1.5	8.0	15.8	35.7	44.5	15.9	6.0	M8*1.0	15.73	8.64	0.34
SA206-18	28.575	62	23.8	16	1.5	8.0	15.8	35.7	44.5	15.9	6.0	M8*1.0	15.73	8.64	0.32
SA206-19	30.1625	62	23.8	16	1.5	8.0	15.8	35.7	44.5	15.9	6.0	M8*1.0	15.73	8.64	0.30
SA206-20	31.75	62	23.8	16	1.5	8.0	15.8	35.7	44.5	15.9	6.0	M8*1.0	15.73	8.64	0.29
SA207	35	72	25.4	17	2.0	8.5	16.9	38.9	55.6	17.5	6.5	M8*1.0	20.83	11.68	0.50
SA207-20	31.75	72	25.4	17	2.0	8.5	16.9	38.9	55.6	17.5	6.5	M8*1.0	20.83	11.68	0.55
SA207-21	33.3375	72	25.4	17	2.0	8.5	16.9	38.9	55.6	17.5	6.5	M8*1.0	20.83	11.68	0.53
SA207-22	34.925	72	25.4	17	2.0	8.5	16.9	38.9	55.6	17.5	6.5	M8*1.0	20.83	11.68	0.50
SA207-23	36.5125	72	25.4	17	2.0	8.5	16.9	38.9	55.6	17.5	6.5	M8*1.0	20.83	11.68	0.17



**不锈钢外球面轴承**  
Stainless Steel  
Spherical Ball Bearing



**不锈钢外球面轴承**  
Stainless Steel  
Spherical Ball Bearing

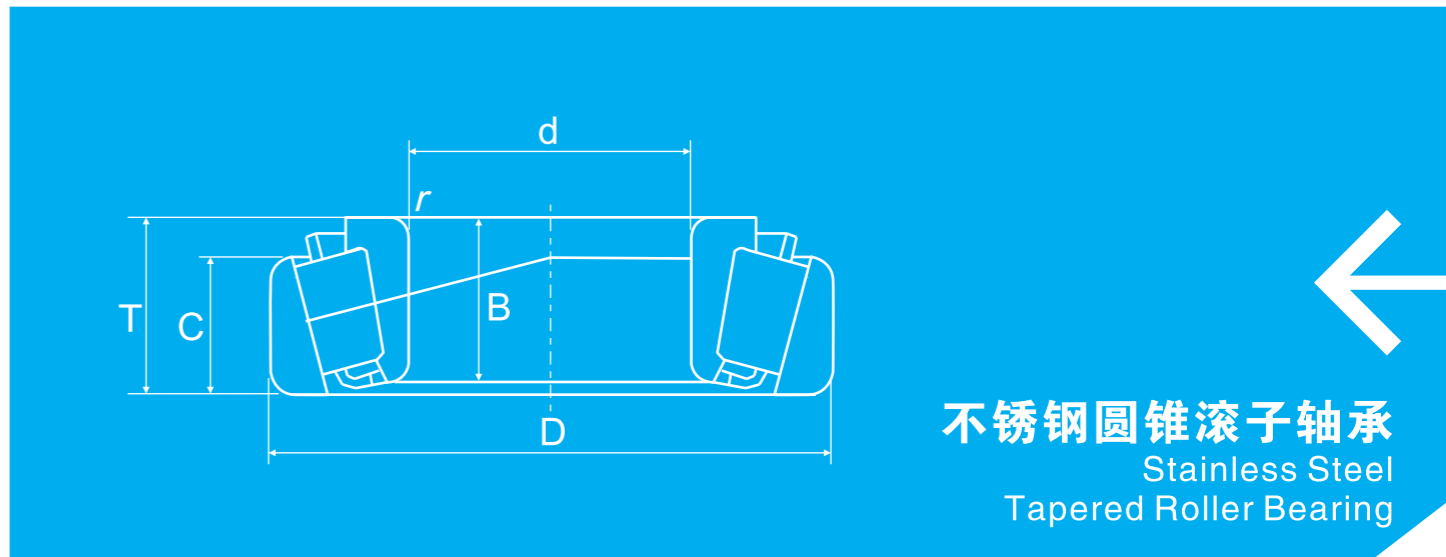
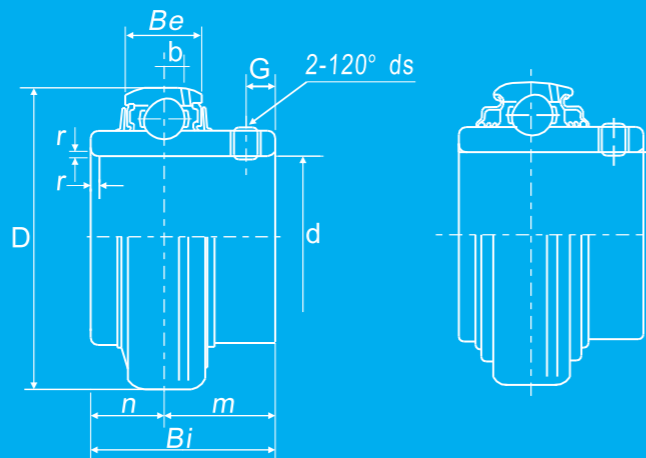


型号 Type	孔径 Bore (mm) d	基本尺寸 Dimensions											基本额定负荷 Basic Load Ratings(KN)		重量 Mass (kg)
		D	Bi	Be	r	N	M	L	W	K	G	ds	动负荷 Dynamic Cr	静负荷 Static Cor	
SA208	40	80	30.2	18	2.0	9.0	21.2	43.7	60.3	18.3	6.5	M8*1.0	23.55	13.60	0.63
SA208-24	38.1	80	30.2	18	2.0	9.0	21.2	43.7	60.3	18.3	6.5	M8*1.0	23.55	13.60	0.67
SA208-25	39.6875	80	30.2	18	2.0	9.0	21.2	43.7	60.3	18.3	6.5	M8*1.0	23.55	13.60	0.65
SA209	45	85	30.2	19	2.0	9.5	20.7	43.7	63.5	18.3	6.5	M8*1.0	26.44	19.56	0.66
SA209-26	41.275	85	30.2	19	2.0	9.5	20.7	43.7	63.5	18.3	6.5	M8*1.0	26.44	19.56	0.74
SA209-27	42.8625	85	30.2	19	2.0	9.5	20.7	43.7	63.5	18.3	6.5	M8*1.0	26.44	19.56	0.72
SA209-28	44.45	85	30.2	19	2.0	9.5	20.7	43.7	63.5	18.3	6.5	M8*1.0	26.44	19.56	0.67
SA210	50	90	30.2	20	2.0	10.0	20.2	43.7	69.9	18.3	6.5	M8*1.0	30.01	22.53	0.80
SA210-29	46.0375	90	30.2	20	2.0	10.0	20.2	43.7	69.9	18.3	6.5	M8*1.0	30.01	22.53	0.90
SA210-30	47.625	90	30.2	20	2.0	10.0	20.2	43.7	69.9	18.3	6.5	M8*1.0	30.01	22.53	0.86
SA210-31	49.2125	90	30.2	20	2.0	10.0	20.2	43.7	69.9	18.3	6.5	M8*1.0	30.01	22.53	0.83
SA210-32	50.8	90	30.2	20	2.0	10.0	20.2	43.7	69.9	18.3	6.5	M8*1.0	30.01	22.53	0.79
SA211	55	100	32.5	21	2.5	10.5	22.0	48.4	76.2	20.7	8.0	M10*1.25	32.29	24.00	0.77
SA211-32	50.8	100	32.5	21	2.5	10.5	22.0	48.4	76.2	20.7	8.0	M10*1.25	32.29	24.00	0.95
SA211-33	52.3875	100	32.5	21	2.5	10.5	22.0	48.4	76.2	20.7	8.0	M10*1.25	32.29	24.00	0.91
SA211-34	53.975	100	32.5	21	2.5	10.5	22.0	48.4	76.2	20.7	8.0	M10*1.25	32.29	24.00	0.86
SA211-35	55.5625	100	32.5	21	2.5	10.5	22.0	48.4	76.2	20.7	8.0	M10*1.25	32.29	24.00	0.81
SA212	60	110	37.1	22	2.5	11.0	26.1	53.1	84.2	22.3	8.0	M10*1.25	35.28	26.18	0.99
SA212-36	57.15	110	37.1	22	2.5	11.0	26.1	53.1	84.2	22.3	8.0	M10*1.25	35.28	26.18	1.00
SA212-37	58.7375	110	37.1	22	2.5	11.0	26.1	53.1	84.2	22.3	8.0	M10*1.25	35.28	26.18	1.00
SA212-38	60.325	110	37.1	22	2.5	11.0	26.1	53.1	84.2	22.3	8.0	M10*1.25	35.28	26.18	0.99
SA212-39	61.9125	110	37.1	22	2.5	11.0	26.1	53.1	84.2	22.3	8.0	M10*1.25	35.28	26.18	0.98

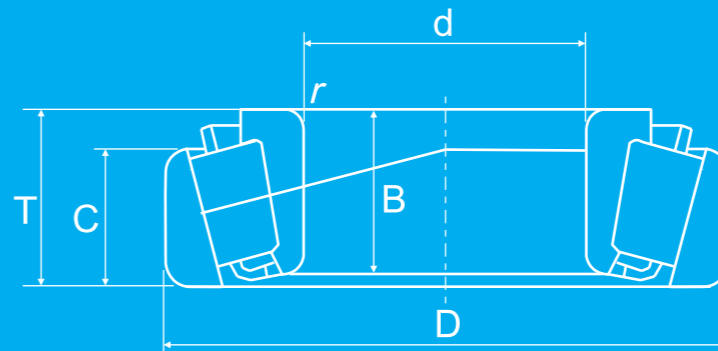
型号 Type	孔径 Bore (mm) d	基本尺寸 Dimensions								基本额定负荷 Basic Load Ratings(KN)		重量 Mass (kg)
		D	Bi	Be	r	N	M	G	ds	动负荷 Dynamic Cr	静负荷 Static Cor	
SB201	12	40	22.0	12	1.0	6.0	16.0	4.5	M5*0.8	7.82	3.58	0.10
SB201-8	12.7	40	22.0	12	1.0	6.0	16.0	4.5	M5*0.8	7.82	3.58	0.10
SB202	15	40	22.0	12	1.0	6.0	16.0	4.5	M5*0.8	7.82	3.58	0.09
SB202-10	15.875	40	22.0	12	1.0	6.0	16.0	4.5	M5*0.8	7.82	3.58	0.09
SB203	17	40	22.0	12	1.0	6.0	16.0	4.5	M5*0.8	7.82	3.58	0.08
SB203-11	17.4625	40	22.0	12	1.0	6.0	16.0	4.5	M5*0.8	7.82	3.58	0.08
SB204	20	47	25.0	14	1.5	7.0	18.0	4.5	M6*0.75	10.37	5.04	0.12
SB204-12	19.05	47	25.0	14	1.5	7.0	18.0	4.5	M6*0.75	10.37	5.04	0.13
SB205	25	52	27.0	15	1.5	7.5	19.5	5.0	M6*0.75	11.31	5.97	0.17
SB205-14	22.225	52	27.0	15	1.5	7.5	19.5	5.0	M6*0.75	11.31	5.97	0.18
SB205-15	23.8125	52	27.0	15	1.5	7.5	19.5	5.0	M6*0.75	11.31	5.97	0.17
SB205-16	25.4	52	27.0	15	1.5	7.5	19.5	5.0	M6*0.75	11.31	5.97	0.16
SB206	30	62	30.0	16	1.5	8.0	22.0	5.5	M6*0.75	15.73	8.64	0.25
SB206-17	26.9875	62	30.0	16	1.5	8.0	22.0	5.5	M8*1.0	15.73	8.64	0.28
SB206-18	28.575	62	30.0	16	1.5	8.0	22.0	5.5	M8*1.0	15.73	8.64	0.26
SB206-19	30.1625	62	30.0	16	1.5	8.0	22.0	5.5	M8*1.0	15.73	8.64	0.25
SB206-20	31.75	62	30.0	16	1.5	8.0	22.0	5.5	M8*1.0	15.73	8.64	0.23
SB207	35	72	32.0	17	2.0	8.5	23.5	6.0	M8*1.0	20.83	11.68	0.37
SB207-20	31.75	72	32.0	17	2.0	8.5	23.5	6.0	M8*1.0	20.83	11.68	0.41
SB207-21	33.3375	72	32.0	17	2.0	8.5	23.5	6.0	M8*1.0	20.83	11.68	0.39
SB207-22	34.925	72	32.0	17	2.0	8.5	23.5	6.0	M8*1.0	20.83	11.68	0.37
SB207-23	36.5125	72	32.0	17	2.0	8.5	23.5	6.0	M8*1.0	20.83	11.68	0.35



**不锈钢外球面轴承**  
Stainless Steel  
Spherical Ball Bearing



**不锈钢圆锥滚子轴承**  
Stainless Steel  
Tapered Roller Bearing



型号 Type	孔径 Bore (mm) d	基本尺寸 Dimensions								基本额定负荷 Basic Load Ratings(KN)		重量 Mass (kg)
		D	Bi	Be	r	N	M	G	ds	动负荷 Dynamic Cr	静负荷 Static Cor	
SB208	40	80	34.0	18	2.0	9.0	25.0	8.0	M8*1.0	23.55	13.60	0.45
SB208-24	38.1	80	34.0	18	2.0	9.0	25.0	8.0	M8*1.0	23.55	13.60	0.48
SB208-25	39.6875	80	34.0	18	2.0	9.0	25.0	8.0	M8*1.0	23.55	13.60	0.45
SB209	45	85	41.2	19	2.0	10.2	31.0	8.0	M8*1.0	26.44	19.56	0.80
SB209-26	41.275	85	41.2	19	2.0	10.2	31.0	8.0	M8*1.0	26.44	19.56	0.80
SB209-27	42.8625	85	41.2	19	2.0	10.2	31.0	8.0	M8*1.0	26.44	19.56	0.80
SB209-28	44.45	85	41.2	19	2.0	10.2	31.0	8.0	M8*1.0	26.44	19.56	0.80
SB210	50	90	43.5	20	2.0	10.9	32.6	9.0	M8*1.0	30.01	22.53	0.87
SB210-29	46.0375	90	43.5	20	2.0	10.9	32.6	9.0	M8*1.0	30.01	22.53	0.87
SB210-30	47.625	90	43.5	20	2.0	10.9	32.6	9.0	M8*1.0	30.01	22.53	0.87
SB210-31	49.2125	90	43.5	20	2.0	10.9	32.6	9.0	M8*1.0	30.01	22.53	0.87
SB210-32	50.8	90	43.5	20	2.0	10.9	32.6	9.0	M8*1.0	30.01	22.53	0.87
SB211	55	100	45.3	21	2.5	11.8	33.5	10.0	M8*1.0	32.29	24.00	1.10
SB211-32	50.8	100	45.3	21	2.5	11.8	33.5	10.0	M10*1.25	32.29	24.00	1.10
SB211-33	52.3875	100	45.3	21	2.5	11.8	33.5	10.0	M10*1.25	32.29	24.00	1.10
SB211-34	53.975	100	45.3	21	2.5	11.8	33.5	10.0	M10*1.25	32.29	24.00	1.10
SB211-35	55.5625	100	45.3	21	2.5	11.8	33.5	10.0	M10*1.25	32.29	24.00	1.10
SB212	60	110	53.7	22	2.5	14.9	38.8	10.0	M10*1.25	35.28	26.18	1.30
SB212-36	57.15	110	53.7	22	2.5	14.9	38.8	10.0	M10*1.25	35.28	26.18	1.30
SB212-37	58.7375	110	53.7	22	2.5	14.9	38.8	10.0	M10*1.25	35.28	26.18	1.30
SB212-38	60.325	110	53.7	22	2.5	14.9	38.8	10.0	M10*1.25	35.28	26.18	1.30
SB212-39	61.9125	110	53.7	22	2.5	14.9	38.8	10.0	M10*1.25	35.28	26.18	1.30

型号 Type	外形尺寸 Dimensions(mm)			基本额定负荷 Basic Load Ratings(KN)		极限转速 Limiting Speeds(rpm)		重量 Mass (kg)
	d/B	D/B	B	动负荷 Dynamic Cr	静负荷 Static Cor	脂 Grease	油 Oil	
S30202	15*11	35*10	11.75	13.40	14.90	12000	16000	0.0530
S30203	17*12	40*11	13.25	20.80	21.80	9000	12000	0.0790
S30204	20*14	47*12	15.25	28.20	30.50	8000	10000	0.1260
S30205	25*15	52*13	16.25	32.20	37.00	7000	9000	0.1540
S30206	30*16	62*14	17.25	43.20	50.50	6000	7500	0.2310
S30207	35*17	72*15	18.25	54.20	63.50	5300	6700	0.3310
S30208	40*18	80*16	19.75	63.00	74.00	5000	6300	0.4220
S30209	45*19	85*16	20.75	67.80	83.50	4500	5600	0.4740
S30210	50*20	90*17	21.75	73.20	92.00	4300	5300	0.5290